




# FROSTY F2 CREAM WHIPPER

LABYRINTH MEASURE	LABYRINTH CODE	LABYRINTH WEIGHT	TYPE OF CREAM	PICTURE
1.4		324 grams	28 to 32% fat	
1.5	1655	312 grams	32 to 35% fat	
1.6	2133	314 grams	35 to 40% fat	
1.8	1803	294 grams	> 40% fat	