












ICE QUEEN 135C 230 V / 50 Hz

SELF-CONTAINED GRANULAR ICE MACHINE

FEATURES CARACTERÍSTICAS

- ▶ **PRODUCE WET GRANULAR ICE**
PRODUCE HIELO GRANULAR HÚMEDO
- ▶ **THE MOST EFFICIENT EVAPORATOR OF THE MARKET, LOWER ENERGY CONSUMPTION AND HIGHER ICE PRODUCTION**
EL EVAPORADOR MÁS EFICIENTE DEL MERCADO MENOR GASTO ENERGÉTICO, MAYOR PRODUCCIÓN DE HIELO
- ▶ **EVAPORATOR WITHOUT GASKETS OR SEALS**
EVAPORADOR SIN JUNTAS DE ESTANQUEIDAD NI RETENES
- ▶ **STAINLESS STEEL AUGER WITH RESILIENT COATING TO MAXIMIZE LIFESPAN**
HUSILLO DE ACERO INOXIDABLE CON POSTERIOR TRATAMIENTO SUPERFICIAL PARA AUMENTAR SU VIDA ÚTIL
- ▶ **POWERFUL SPEED REDUCER ON TOP**
POTENTE REDUCTOR DE VELOCIDAD EN LA PARTE SUPERIOR
- ▶ **AISI 304 STAINLESS STEEL BODY**
CARROCERÍA EN ACERO INOXIDABLE AISI 304
- ▶ **ELECTROMECHANICAL CONTROL SYSTEM**
SISTEMA ELECTROMECAÁNICO DE CONTROL
- ▶ **ICE DROPS OUT THROUGH THE OPENING ON THE BOTTOM OF THE UNIT**
EL HIELO SALE POR UNA ABERTURA EN LA PARTE INFERIOR DE LA UNIDAD
- ▶ **ON/OFF LIGHTED ROCKER SWITCH IN FRONT PANEL**
INTERRUPTOR LUMINOSO DE FUNCIONAMIENTO ON/OFF EN EL PANEL FRONTAL
- ▶ **TROPICALIZED MACHINES (T CLASS)**
MÁQUINAS TROPICALIZADAS (CLASE T)
- ▶ **NATURAL GAS R290 WITH VERY LOW GLOBAL WARMING POTENTIAL WHICH ALSO REDUCES THE ENERGY CONSUMPTION**
GAS NATURAL R290 CON MUY BAJO ÍNDICE GWP EL CUAL TAMBIÉN REDUCE EL CONSUMO ENERGÉTICO
- ▶ **THE INSTALLATION OF AN ANTI-SCALE FILTER AND PERIODIC CLEANING ARE ADVISED IN AREAS WITH MEDIUM OR HIGH LIMESCALE CONTENT (HARD WATER)**
SE ACONSEJA LA INSTALACIÓN DE UN FILTRO ANTICAL Y LIMPIEZA PERIÓDICA EN CASO DE AGUAS CON CONTENIDO EN CAL MEDIO O ALTO (AGUAS DURAS)



	 24 H	 10°C (Kg)	 10°C (Kg)	 21°C (Kg)	 15°C (Kg)	 STOCK (Kg)	 (mm)	 (mm)	
IQ 135C A		166	164	64	-	-	Width 515	Width 615	WET GRANULAR ICE 25% RESIDUAL WATER CONTENT
IQ 135C W		-	-				Depth 550	Depth 650	
				Height 1.355	Height 1.550				

ACCESSORIES ACCESORIOS

INCLUDED



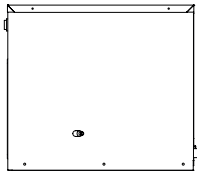
NOT INCLUDED (OPTIONAL)



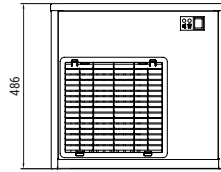


ICE QUEEN 135C

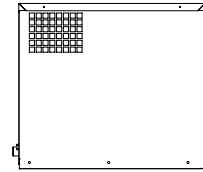
LEFT SIDE VIEW
VISTA LATERAL IZQUIERDA



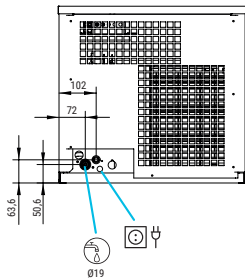
FRONTAL VIEW
VISTA FRONTAL



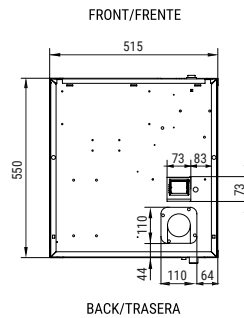
RIGHT SIDE VIEW
VISTA LATERAL DERECHA



BACK VIEW
VISTA TRASERA



CENTRAL CROSS SECTION
VIEW OF THE BASE
VISTA DE LA BASE DESDE
SECCIÓN CENTRAL



* All measurements in mm.
* Todas las cotas en mm.

OPERATING CONDITIONS CONDICIONES DE OPERACIÓN

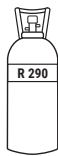
PRODUCTION 50Hz PRODUCCIÓN 50 Hz

±10% V

10°C/43°C

5°C/38°C

1 bar/6 bar



V	Hz	ph
230	50	1N

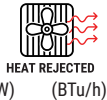
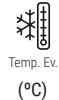
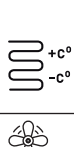
IQ 135C AIR COOLED

°C °F	10° 50°	15° 60°	21° 70°	30° 86°
	10° 50°	166	165	158
21° 68°	166	164	145	135
32° 90°	160	151	137	131
43° 109°	143	138	121	115

IQ 135C WATER COOLED

°C °F	10° 50°	15° 60°	21° 70°	30° 86°
	10° 50°	-	-	-
21° 68°	-	-	-	-
32° 90°	-	-	-	-
43° 109°	-	-	-	-

MODELS
MODELOS



IQ 135C A



-12°

1.400

4.777

650

3

1,5

16

10,5

5,7

1.025

3.497

75

85

0,58

IQ 135C W



-

-

-

-

-

-

-

-

-

-

-

-

-

-



ITV ICE MAKERS, S.L.
POL. IND. SECTOR 13, AVDA. DELS HOSTALERS, 2
46394 RIBARROJA DE TURIA, VALENCIA, SPAIN
PHONE: +34 96 166 75 75 | FAX: +34 96 166 81 00
info@itv.es | www.itv.es



SERVICE
SERVICIO ASISTENCIA TÉCNICA
service@itv.es
Skype: ITV.Service
+34 961 667 639
8:00AM | 7:00PM



Subject to certain limitations and exclusions. Only spare parts.
Sujeto a limitaciones y exclusiones. Solo piezas de repuesto.

