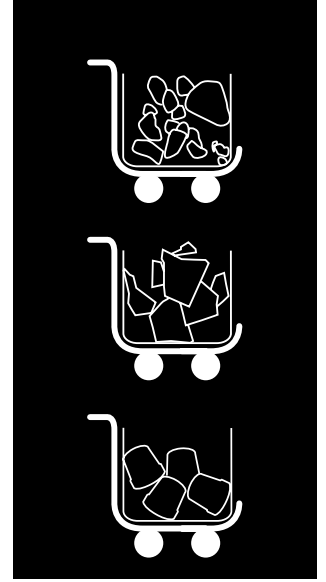


# BIN SCD800













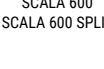













## ICE BIN WITH CARTS FOR MODULAR MACHINES

### FEATURES CARACTÉRISTIQUES

- ▶ **ICE BIN CAPACITY OF 812 KG (CART CAPACITY NOT INCLUDED).**  
RÉSERVOIRS POUR GLACE AVEC CAPACITÉ DE 812 KG (CAPACIDAD DE LOS CARROS NO INCLUIDA).
- ▶ **AISI 304 STAINLESS STEEL BIN.**  
RÉSERVOIRS EN ACIER INOXYDABLE QUALITÉ AISI 304.
- ▶ **HARD SANITARY POLYETHYLENE VAT, RESISTANT TO BLOWS, AND SCRATCHES.**  
CUVE INTÉRIEURE EN POLYÉTHYLÈNE SANITAIRE DE GRANDE DURETÉ, RÉSISTANT AUX COUPS ET AUX ÉRAFLURES.
- ▶ **EASY CLEANING DESIGN®: SEAMLESS ONE-PIECE VAT WITH ROUNDED CORNERS, AVOIDING POSSIBLE DIRTY POINTS AND FACILITATING CLEANING.**  
EASY CLEANING DESIGN : CUVE INTÉRIEURE SANS JOINTS, D'UNE SEULE PIÈCE, AVEC DES BOUTS ARRONDIS, CE QUI SUPPRIME LES ÉVENTUELS POINTS D'ENCRASSEMENT ET FACILITE LE NETTOYAGE.
- ▶ **DRAINAGE SYSTEM THAT COLLECTS AND DRIVES THE WATER TO THE DRAIN KEEPING THE BIN CLEAN & DRY.**  
SYSTÈME DE DRAINAGE QUI RÉCUPÈRE ET CONDUIT L'EAU VERS L'ÉVACUATION EN MAINTENANT LE BIN PROPRE ET SEC.
- ▶ **LARGE CAPACITY EASY CART®, UP TO 112 KG OF ICE; ERGONOMIC, EASY TO MOVE WITH LITTLE EFFORT.**  
EASY CART® DE GRANDE CAPACITÉ, JUSQU'À 112 KG DE GLACE ET ERGONOMIQUE, FACILE À DÉPLACER AVEC PEU D'EFFORT.
- ▶ **EASY CART® HAS A BRAKING AND DRAINAGE SYSTEM.**  
L'EASY CART® EST DOTÉ D'UN SYSTÈME DE FREINAGE ET DE DRAINAGE.
- ▶ **EASY CART® IS MADE OF SANITARY POLYETHYLENE, WITH SMOOTH SURFACE TO FACILITATE CLEANING. IT INCLUDES A COVER TO PREVENT DIRT FROM CONTAMINATING THE ICE.**  
EASY CART® FABRIQUÉ EN POLYÉTHYLÈNE SANITAIRE, SANS RUGOSITÉS POUR UN NETTOYAGE FACILE. COMPREND UN COUVERCLE POUR EMPÊCHER LA POUSSIÈRE DE CONTAMINER LA GLACE.
- ▶ **BUCKETS FOR DISTRIBUTING ICE QUICKLY AND EFFORTLESSLY CAN BE INCLUDED.**  
DES PANIERS PEUVENT ÊTRE INCLUS POUR DISTRIBUER LA GLACE RAPIDEMENT ET SANS EFFORT.



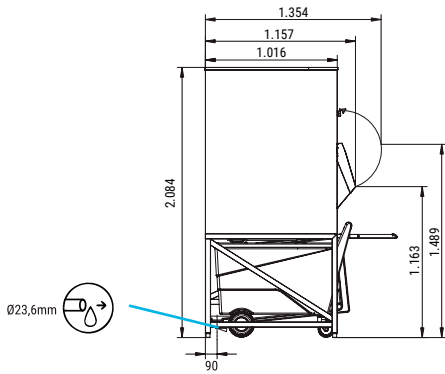
### RECOMMENDED MACHINES MACHINES RECOMMANDÉES

	MDP150/MR400/MP	SPIKA	QUASAR	IQ	SCALA
 <b>RECOMMENDED</b> RECOMMANDÉ	 2 1/2 MR400	 2 MS220   2 MS410		 2 1/2 IQ400  2 1/2 IQ550  2 1/2 IQ550 SPLIT  2 1/2 IQ850 CO2SPLIT  IQ1100  IQ1100 SPLIT	 SCALA 400  SCALA 400 SPLIT  SCALA 600  SCALA 600 SPLIT  SCALA 1000/1500/2000/3000 SPLIT
 <b>POSSIBLE (NOT OPTIMIZED)</b> POSSIBLE (NON OPTIMISÉ)	 2 1/2 MDP150  2 1/2 MP145	 MS220  MS300 SLIM  MS410	 2 1/2 MQ200	 2 1/2 IQ150  2 1/2 IQ200  2 IQ1100 SPLIT	 SCALA 1000




BIN SCD800

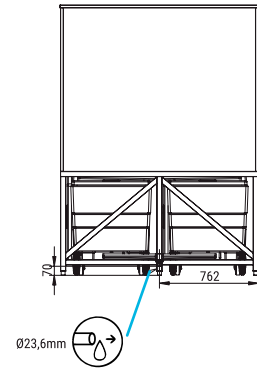
RIGHT SIDE VIEW  
VUE LATÉRALE DROITE



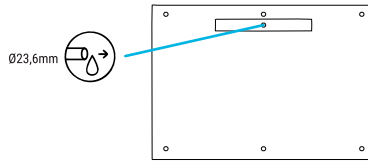
FRONTAL VIEW  
VUE DE FACE



REAR VIEW  
VUE ARRIÈRE



UPPER VIEW  
VUE SUPÉRIEURE



\*All measurements in mm.  
\*Toutes les cotes sont en mm.

ACCESSORIES ACCESSOIRES

INCLUDED



WATER OUTLET HOSE  
TUYAU D'ÉVACUATION



LARGE SCOOP  
GRANDE PALE



ICE PADDLE  
PELLE À LONG MANCHE

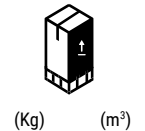


ICE PADDLE SUPPORT  
SUPPORT DE PALE

NOT INCLUDED (OPTIONAL)



BUCKETS  
PANIER



BIN SCD800

812

650

1.036

Width 1.524  
Depth 1.016  
Height 2.084

175

Width 1.630  
Depth 1.240  
Height 2.240

276 4,53

\*WITHOUT DOOR SANS PORTE



ITV ICE MAKERS, S.L.  
POL. IND. SECTOR 13, AVDA. DELS HOSTALERS, 2  
46394 RIBARROJA DE TURIA, VALENCIA, SPAIN  
PHONE: +34 96 166 75 75 | FAX: +34 96 166 81 00  
info@itv.es | www.itv.es



SERVICE  
SERVICE D'ASSISTANCE TECHNIQUE  
service@itv.es  
Skype: ITV.Service  
+34 961 667 639  
8:00AM | 7:00PM



Subject to certain limitations  
and exclusions. Only spare parts.  
Sujet à limitations et exclusions.  
Pièces de rechange uniquement.



9001  
14001



tecno  
CERT