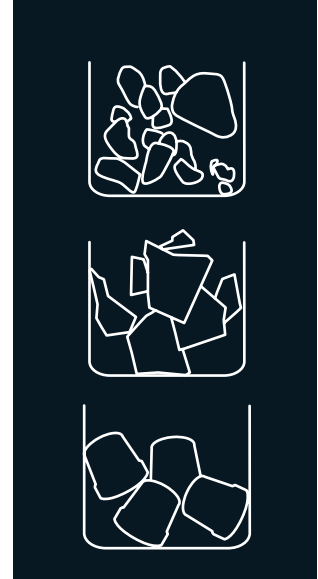


# BIN S350



















## ICE BIN FOR MODULAR ICE MACHINES

### FEATURES CARACTÉRISTIQUES

- ▶ **ICE BIN CAPACITY OF 340 KG**  
BIN POUR GLACE AVEC CAPACITÉ DE 340KG
- ▶ **AISI 304 STAINLESS STEEL BINS**  
BINS EN ACIER INOXYDABLE QUALITÉ AISI 304
- VERY HARD SANITARY POLYETHYLENE VAT, RESISTANT TO BLOWS, AND SCRATCHES**
  - ▶ CUVE INTÉRIEURE EN POLYÉTHYLÈNE SANITAIRE DE GRANDE DURETÉ, RÉSISTANT AUX COUPS ET AUX ÉRAFLURES
- EASY CLEANING DESIGN®: SEAMLESS ONE-PIECE VAT WITH ROUNDED CORNERS, AVOIDING POSSIBLE DIRTY POINTS AND FACILITATING CLEANING**
  - ▶ EASY CLEANING DESIGN : CUVE INTÉRIEURE SANS JOINTS, D'UNE SEULE PIÈCE, AVEC DES BOUTS ARRONDIS, CE QUI SUPPRIME LES ÉVENTUELS POINTS D'ENCRASSEMENT ET FACILITE LE NETTOYAGE
- DRAINAGE SYSTEM THAT COLLECTS AND DRIVES THE WATER TO THE DRAIN KEEPING THE BIN CLEAN & DRY**
  - ▶ SYSTÈME DE DRAINAGE QUI RÉCUPÈRE ET CONDUIT L'EAU VERS L'ÉVACUATION EN MAINTENANT LE BIN PROPRE ET SEC

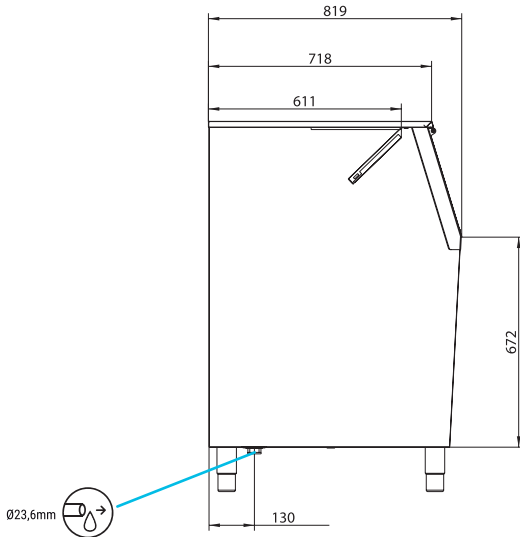


### ACCESSORIES ACCESORIOS

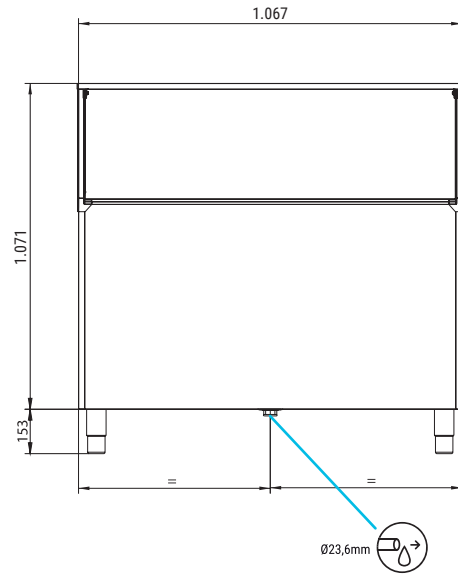
	MDP150/MR400/MP	SPIKA	QUASAR	IQ	SCALA
 <b>RECOMMENDED</b> <b>RECOMMANDÉ</b>	 2 MDP150	<div style="border: 1px dashed black; padding: 5px; text-align: center;">2</div>  1/2 MS220   MS300 SLIM  <div style="border: 1px dashed black; padding: 5px; text-align: center;">2</div>  1/2 MS410	 MQ200	<div style="display: flex; justify-content: space-around;"> <div>              2 IQ150         </div> <div style="border: 1px dashed black; padding: 5px; text-align: center;">2</div> <div>              1/2 IQ200         </div> </div> <div style="display: flex; justify-content: space-around; margin-top: 10px;"> <div>              IQ400         </div> <div>              IQ550         </div> </div> <div style="display: flex; justify-content: space-around; margin-top: 10px;"> <div style="border: 1px dashed black; padding: 5px; text-align: center;">2</div> <div>              1/2 IQ550 SPLIT         </div> <div style="border: 1px dashed black; padding: 5px; text-align: center;">2</div> <div>              1/2 IQ850 CO2 SPLIT         </div> </div> <div style="text-align: center; margin-top: 10px;">              IQ1100 SPLIT         </div>	
 <b>POSSIBLE</b> <b>(NOT OPTIMIZED)</b> <b>POSSIBLE</b> <b>(NO OPTIMIZADO)</b>	<div style="display: flex; align-items: center;">  <span style="margin-left: 10px;">15%</span> </div> MDP150   MP145			<div style="text-align: center;">              IQ150         </div>	<div style="text-align: center;">              SCALA 400            SCALA 400 SPLIT         </div>

BIN S350

RIGHT SIDE VIEW  
VUE LATÉRALE DROITE



FRONTAL VIEW  
VUE DE FACE



\*All measurements in mm.  
\*Toutes les cotes sont en mm.

ACCESSORIES ACCESSOIRES

INCLUDED



4 HEIGHT ADJUSTABLE LEG KIT  
KIT 4 PIEDS RÉGLABLE EN HAUTEUR



LARGE SCOOP  
GRANDE PALE



WATER OUTLET HOSE  
TUYAU D'ÉVACUATION



DRAINAGE ELBOW  
ANGLE D'ÉVACUATION



(Kg)



(Kg)



(mm)



(Kg)



(mm)



(Kg)

(m<sup>3</sup>)

BIN S350

340

272

Width 1.067  
Depth 819  
Height 1.071

69

Width 1.150  
Depth 890  
Height 1.210

90

1,24

\*1.224 mm with legs  
\*1.224 mm avec pieds



ITV ICE MAKERS, S.L.  
POL. IND. SECTOR 13, AVDA. DELS HOSTALERS, 2  
46394 RIBARROJA DE TURIA, VALENCIA, SPAIN  
PHONE: +34 96 166 75 75 | FAX: +34 96 166 81 00  
info@itv.es | www.itv.es



SERVICE  
SERVICE D'ASSISTANCE TECHNIQUE  
service@itv.es  
Skype: ITV.Service  
+34 961 667 639  
8:00AM | 7:00PM



Subject to certain limitations  
and exclusions. Only spare parts.  
Sujet à limitations et exclusions.  
Pièces de rechange uniquement.

