


SPIKA NG50













230 V / 50 Hz

SELF-CONTAINED ICE CUBE MACHINE

FEATURES CARATTERISTICHE









- ▶ **PRODUCES FULL DICE ICE CUBES OR HALF DICE ICE CUBES**
PRODUCE CUBETTI A DADO E A MEZZO DADO
- ▶ **STIF: STRONG INOX FRAME. SOLID MACHINE STRUCTURE IN 4 COLUMNS WITH AISI 304 STAINLESS STEEL FRAME**
STIF: STRONG INOX FRAME. MACCHINA CON ASSETTO SOLIDO A 4 COLONNE E STRUTTURA IN ACCIAIO INOSSIDABILE AISI 304
- ▶ **CLEANING SWITCH: ALLOWS CIRCULATION OF WATER WITH DESCALING PRODUCT (CALCLIN OR SIMILAR) WITHOUT COOLING**
PULSANTE DELLA PULIZIA: PERMETTE IL RICIRCOLO DELL'ACQUA CON UN PRODOTTO DISINCROSTANTE (CALCLIN O SIMILE) SENZA REFRIGERAZIONE
- ▶ **EASI: EASY ACCESS FOR SERVICE & INSTALLATION. ALL PANELS CAN BE DISASSEMBLED SEPARATELY**
EASY ACCESS FOR SERVICE & INSTALLATION. ACCESSO FACILE A QUALSIASI PUNTO GRAZIE AI PANNELLI ESTRAIBILI SINGOLARMENTE
- ▶ **STRONGEST DOOR OPENING SYSTEM PATENTED BY ITV. DOOR MADE IN STAINLESS STEEL AISI 304**
IL SISTEMA DI APERTURA PIÙ ROBUSTO SUL MERCATO. PORTA IN ACCIAIO INOSSIDABILE. SISTEMA DI APERTURA E AMMORTIZZAZIONE BREVETTATO DA ITV
- ▶ **SMART FRONT VENTILATION SYSTEM (SFVS) ALLOWS BUILT-IN INSTALLATION OF THE UNIT**
CONCETTO FRONT VENTILATION: VENTILAZIONE FRONTALE IN-OUT CHE PERMETTE DI INCASSARE LA MACCHINA
- ▶ **ELECTRONIC CONTROL THAT ENHANCES THE PERFORMANCE OF THE MACHINE AND ALLOWS IT TO ADAPT TO EXTREME CLIMATES**
CONTROLLO ELETTRONICO CHE MIGLIORA IL FUNZIONAMENTO DELLA MACCHINA E LE PERMETTE DI ADATTARSI A CLIMI ESTREMI
- ▶ **NATURAL GAS R290 WITH VERY LOW GLOBAL WARMING POTENTIAL WHICH ALSO REDUCES THE ENERGY CONSUMPTION**
GAS NATURALE R290 CON INDICE GWP MOLTO BASSO CHE RIDUCE ANCHE IL CONSUMO ENERGETICO
- ▶ **LED ON/OFF SWITCH / PCB MOUNTED AT THE BOTTOM**
INTERRUTTORE ON-OFF A LED / SCHEDA ELETTRONICA MONTATA SULLA PARTE INFERIORE
- ▶ **TROPICALIZED MACHINES (T CLASS) / HEIGHT ADJUSTABLE LEGS FROM 105MM TO 155MM**
MACCHINE TROPICALIZZATE (CLASSE T) / PIEDINI CON ALTEZZA REGOLABILE DA 105MM A 155MM



| |  24 H L |  10°C (Kg) |  10°C (Kg) |  21°C (Kg) |  15°C (Kg) |  STOCK (Kg) |  (mm) |  (mm) |  SPIKA HALF DICE 6gr 23 mm (W) x 11 mm (D) x 26 mm (H) Average dimensions Dimensioni medie |
|--------------|--|--|--|--|--|---|---|--|---|
| SPIKA NG50 A |  | 52 | 45 | 20 | - | - | Width 535 | Width 610 |  SPIKA FULL DICE 12gr 26 mm (W) x 23 mm (D) x 26 mm (H) Average dimensions Dimensioni medie |
| SPIKA NG50 W |  | - | - | | | | Depth 595 | Depth 655 | |
| | | | | | | | Height 789* | Height 910 | |


* WITH LEGS 894/944 CON PIEDINI 894/944

ACCESSORIES ACCESSORI

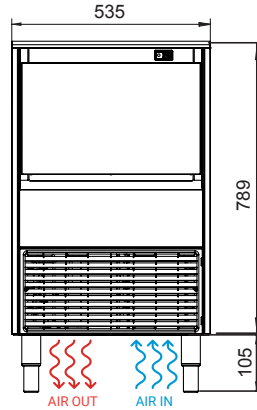
| INCLUSO | | NON INCLUSO (OPTIONAL) | | | |
|--|--|---|---|---|--|
|  WATER INLET HOSE TUBO INGRESSO DELL'ACQUA |  WATER OUTLET HOSE TUBO DI SCARICO |  4 HEIGHT ADJUSTABLE LEG KIT KIT 4 PIEDINI ALTEZZA REGOLABILE |  ANTI-LIMESCALE FILTER FILTRO ANTICALCARE |  PARTICLE FILTER FILTRO ANTIPARTICOLATO |  ANTI-CHLORINE FILTER FILTRO ANTICLORO |
|  WATER INLET FILTER GASKET GIUNTURAZIONE DEL FILTRO DI INGRESSO DELL'ACQUA |  MEDIUM SCOOP PALETTA MEDIA |  C4 WATER SOFTENER DECALCIFICATORE C4 |  CALCLIN 50 CLEANER PRODOTTO ANTICALCARE |  4 WHEELS KIT KIT 4 ROTELLE | |
| | | |  ANTI-LIMESCALE + ANTI-CHLORINE FILTER CS101 FILTRO ANTICALCARE + ANTICLORO CS101 | | |

SPIKA NG50

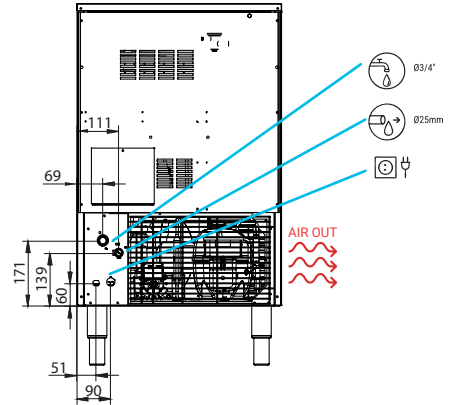
SIDE VIEW
VISTA LATERALE



FRONTAL VIEW
VISTA FRONTALE



REAR VIEW
VISTA POSTERIORE



* All measurements in mm.
* Tutte le misure in mm.

OPERATING CONDITIONS CONDIZIONI PER IL FUNZIONAMENTO

PRODUCTION 50Hz PRODUZIONE 50 Hz

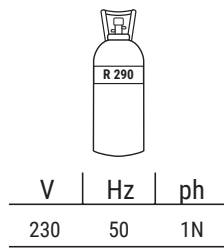
±10% V

10°C/43°C

5°C/38°C

1 bar/6 bar

75/150 Ice cubes/cycle



SPIKA NG50 AIR COOLED

| °C / °F | 10° / 50° | 15° / 60° | 21° / 70° | 30° / 86° |
|------------|-----------|-----------|-----------|-----------|
| 10° / 50° | 52 | 49 | 46 | 42 |
| 21° / 68° | 48 | 45 | 42 | 38 |
| 32° / 90° | 40 | 37 | 35 | 31 |
| 43° / 109° | 32 | 28 | 23 | 20 |

SPIKA NG50 WATER COOLED

| °C / °F | 10° / 50° | 15° / 60° | 21° / 70° | 30° / 86° |
|------------|-----------|-----------|-----------|-----------|
| 10° / 50° | - | - | - | - |
| 21° / 68° | - | - | - | - |
| 32° / 90° | - | - | - | - |
| 43° / 109° | - | - | - | - |

MODELS
MODELLI

SPIKA NG50 A

SPIKA NG50 W

| | ASHRAE CONDITIONS CONDIZIONI ASHRAE | (W) | (BTU/h) | (W) 43°C | (n.) | (mm ²) | FUSE | 100 Kg (Kwh) | (l/h) | HEAT REJECTED (W) | (BTU/h) | (Kg) | (Kg) | (m ³) |
|--------------|--|-------|---------|----------|------|--------------------|-------------|-----------------|-------|----------------------|---------|------|------|-------------------|
| SPIKA NG50 A | 615 | 2.098 | 240 | 3 | 1,5 | 16 | 10,5 10,9 | 3,3 | 3 | 465 | 1.587 | 48 | 56 | 0,36 |
| SPIKA NG50 W | - | - | - | - | - | - | - | - | - | - | - | - | - | - |



ITV ICE MAKERS, S.L.
POL. IND. SECTOR 13, AVDA. DELS HOSTALERS, 2
46394 RIBARROJA DE TURIA, VALENCIA, SPAIN
PHONE: +34 96 166 75 75 | FAX: +34 96 166 81 00
info@itv.es | www.itv.es



SERVICE
SERVIZIO ASSISTENZA TECNICA
service@itv.es
Skype: ITV.Service
+34 961 667 639
8:00AM | 7:00PM



Subject to certain limitations
and exclusions. Only spare parts.
Soggetta a limitazioni e revoca. Solo
parti di ricambio.

