












SPIKA NG110 230 V / 50 Hz

SELF-CONTAINED ICE CUBE MACHINE

FEATURES CARATTERISTICHE

- ▶ **PRODUCES FULL DICE ICE CUBES OR HALF DICE ICE CUBES**
PRODUCE CUBETTI A DADO E A MEZZO DADO
- STIF: STRONG INOX FRAME. SOLID MACHINE STRUCTURE IN 4 COLUMNS WITH AISI 304 STAINLESS STEEL FRAME**
- ▶ **STIF: STRONG INOX FRAME. MACCHINA CON ASSETTO SOLIDO A 4 COLONNE E STRUTTURA IN ACCIAIO INOSSIDABILE AISI 304**
- STRONGEST DOOR IN THE MARKET. MADE OF STAINLESS STEEL. OPENING AND DAMPING SYSTEM PATENTED BY ITV**
- ▶ **LO SPORTELLINO PIÙ SOLIDO SUL MERCATO. FABBRICATO IN ACCIAIO INOSSIDABILE. SISTEMA DI APERTURA E SMORZAMENTO BREVETTATO DA ITV**
- FRONT VENTILATION CONCEPT: FRONTAL IN-OUT AIR SYSTEM ALLOWS 'BUILT IN' MACHINES**
- ▶ **CONCETTO FRONT VENTILATION: VENTILAZIONE FRONTALE IN-OUT CHE PERMETTE DI INCASSARE LA MACCHINA**
- CLEANING SWITCH: ALLOWS CIRCULATION OF WATER WITH DESCALING PRODUCT (CALCLIN OR SIMILAR) WITHOUT COOLING**
- ▶ **PULSANTE DELLA PULIZIA: PERMETTE IL RICIRCOLO DELL'ACQUA CON UN PRODOTTO DISINCROSTANTE (CALCLIN O SIMILE) SENZA REFRIGERAZIONE**
- "NEVER STOP" MOTOR PUMP DEVELOPED BY ITV. PUMP WITHOUT SEALS, WHICH AVOIDS DETERIORATION IN HARD WATER**
- ▶ **POMPA "NEVER STOP" IDEATA DA ITV. POMPA SENZA GUARNIZIONI CHE EVITA IL DETERIORAMENTO IN ACQUE DURE**
- EASI: EASY ACCESS FOR SERVICE & INSTALLATION. ALL PANELS CAN BE DISASSEMBLED SEPARATELY**
- ▶ **EASY ACCESS FOR SERVICE & INSTALLATION. ACCESSO FACILE A QUALSIASI PUNTO GRAZIE AI PANNELLI ESTRAIBILI SINGOLARMENTE**
- ON/OFF LIGHTED ROCKER SWITCH IN FRONT PANEL**
- ▶ **SPIA LUMINOSA DI FUNZIONAMENTO ON/OFF SUL PANNELLO FRONTALE**
- TROPICALIZED MACHINES (T CLASS) / HEIGHT ADJUSTABLE LEGS FROM 105MM TO 155MM**
- ▶ **MACCHINE TROPICALIZZATE (CLASSE T) / PIEDINI CON ALTEZZA REGOLABILE DA 105MM A 155MM**



	 24 H	 10°C	 10°C	 21°C	 15°C	 STOCK		
	(Kg)	(Kg)	(Kg)	(Kg)	(Kg)	(mm)	(mm)	
SPIKA NG110 A		119	110	35	35	Width 660	Width 745	
SPIKA NG110 W		119	110			Depth 700	Depth 770	
						Height 832*	Height 970	

SPIKA HALF DICE 6gr
23 mm (W) x 11 mm (D) x 26 mm (H)
0,9" (W) x 0,4" (D) x 1" (H)
Average dimensions Dimensioni medie

SPIKA FULL DICE 12gr
26 mm (W) x 23 mm (D) x 26 mm (H)
1" (W) x 0,9" (D) x 1" (H)
Average dimensions Dimensioni medie

* WITH LEGS 937/987 CON PIEDINI 937/987

ACCESSORIES ACCESSORI

INCLUDED



WATER INLET HOSE
TUBO INGRESSO DELL'ACQUA



WATER OUTLET HOSE
TUBO DI SCARICO



4 HEIGHT ADJUSTABLE LEG KIT
KIT 4 PIEDINI ALTEZZA REGOLABILE



WATER INLET FILTER GASKET
GIUNTA DEL FILTRO DI INGRESSO DELL'ACQUA



MEDIUM SCOOP
PALA MEDIA

NOT INCLUDED (OPTIONAL)



ANTI-LIMESCALE FILTER
FILTRO ANTICALCARE



PARTICLE FILTER
FILTRO ANTIPARTICOLATO



ANTI-CHLORINE FILTER
FILTRO ANTICLORO



ANTI-LIMESCALE + ANTI-CHLORINE FILTER CS101
FILTRO ANTICALCARE + ANTICLORO CS101



C4 WATER SOFTENER
DESCALCIFICATORE C4



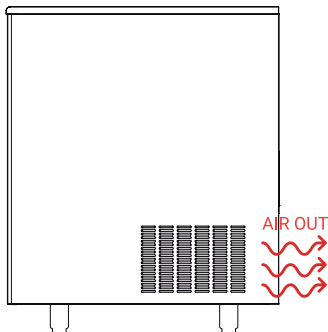
CALCLIN 50 CLEANER
PRODOTTO ANTICALCARE



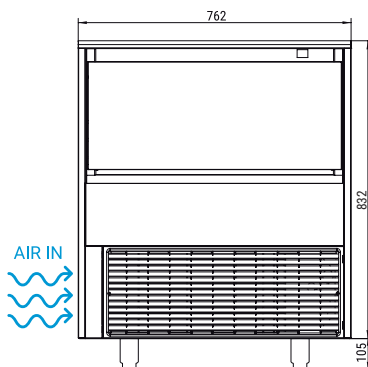
4 WHEELS KIT
KIT 4 ROTELLE

SPIKA NG110

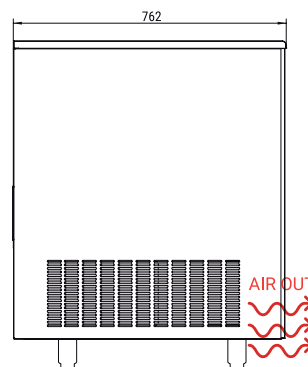
RIGHT SIDE VIEW
VISTA LATERALE DESTRA



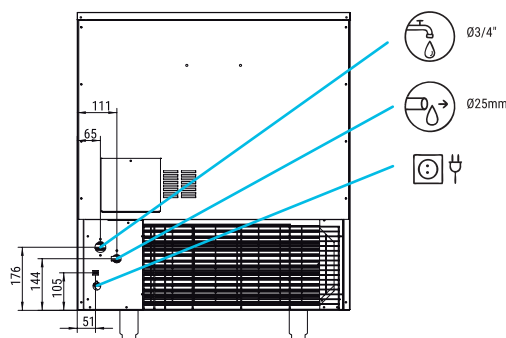
FRONTAL VIEW
VISTA FRONTALE



LEFT SIDE VIEW
VISTA LATERALE SINISTRO



REAR VIEW
VISTA POSTERIORE



* All measurements in mm.
* Tutte le misure in mm.

OPERATING CONDITIONS CONDIZIONI PER IL FUNZIONAMENTO

PRODUCTION 50Hz PRODUZIONE 50 Hz

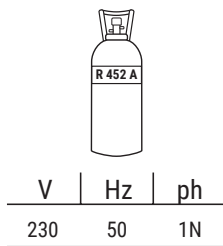
±10% V

10°C/43°C

5°C/38°C

1 bar/6 bar

120/240 Ice cubes/cycle



SPIKA NG110 AIR COOLED

°C °F	10° 50°	15° 60°	21° 70°	30° 86°
	10°	106	100	95
21° 68°	101	96	90	86
32° 90°	90	85	79	74
43° 109°	80	73	68	64

SPIKA NG110 WATER COOLED

°C °F	10° 50°	15° 60°	21° 70°	30° 86°
	10°	107	100	95
21° 68°	101	97	90	86
32° 90°	90	85	83	81
43° 109°	80	77	75	70

MODELS
MODELLI

SPIKA NG110 A

SPIKA NG110 W

	ASHRAE CONDITIONS CONDIZIONI ASHRAE	(W)	(BTU/h)	(W) 43°C	(n.)	(mm ²)	FUSE	100 Kg (Kwh)	(l/h) FULL HALF	HEAT REJECTED (W) (BTU/h)	(Kg)	(Kg)	(m ³)
SPIKA NG110 A		386	1.255	600	2	1,5	10	15,5	18,9 18,9	- -	71	81	0,56
SPIKA NG110 W		386	1.255	650	2	1,5	10	13,6	49,2 49,2	- -	71	81	0,56



ITV ICE MAKERS, S.L.
POL. IND. SECTOR 13, AVDA. DELS HOSTALERS, 2
46394 RIBARROJA DE TURIA, VALENCIA, SPAIN
PHONE: +34 96 166 75 75 | FAX: +34 96 166 81 00
info@itv.es | www.itv.es



SERVICE
SERVIZIO ASSISTENZA TECNICA
service@itv.es
Skype: ITV.Service
+34 961 667 639
8:00AM | 7:00PM



Subject to certain limitations
and exclusions. Only spare parts.
Soggetta a limitazioni e revoca. Solo
parti di ricambio.

