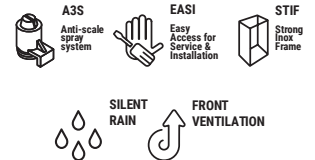
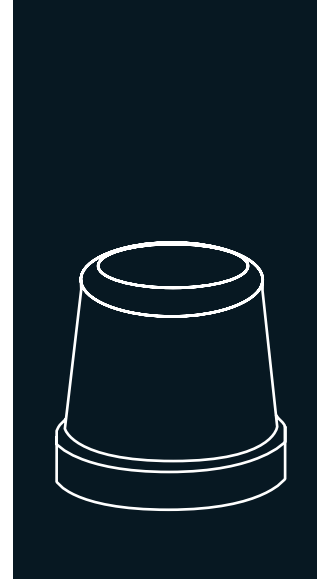


GALA NG110 230 V / 50 Hz

SELF-CONTAINED ICE CUBE MACHINE

FEATURES CARATTERISTICHE

- ▶ **PRODUCES SOLID GOURMET CRYSTAL CLEAR ICE CUBES**
PRODUCE CUBETTI GOURMET PIENI E CRISTALLINI
- ▶ **A3S: ANTI-SCALE SPRAY SYSTEM. ITV PATENTED SPRAY SYSTEM WITH FLEXIBLE NOZZLES THAT AVOID LIMESCALE DEPOSITS WITH SMALL VIBRATIONS**
A3S: ANTI-SCALE SPRAY SYSTEM. SISTEMA SPRAY ANTINCROSTAZIONI BREVETTATO DA ITV CHE EVITA I PICCOLI DEPOSITI DI CALCARE MEDIANTE VIBRAZIONE
- ▶ **STIF: STRONG INOX FRAME. SOLID MACHINE STRUCTURE IN 4 COLUMNS WITH AISI 304 STAINLESS STEEL FRAME**
STIF: STRONG INOX FRAME. MACCHINA CON ASSETTO SOLIDO A 4 COLONNE E STRUTTURA IN ACCIAIO INOSSIDABILE AISI 304
- ▶ **STRONGEST DOOR IN THE MARKET. MADE OF STAINLESS STEEL. OPENING AND DAMPING SYSTEM PATENTED BY ITV**
IL SISTEMA DI APERTURA PIÙ ROBUSTO SUL MERCATO. PORTA IN ACCIAIO INOSSIDABILE. SISTEMA DI APERTURA E AMMORTIZZAZIONE BREVETTATO DA ITV
- ▶ **FRONT VENTILATION CONCEPT: FRONTAL IN-OUT AIR SYSTEM ALLOWS 'BUILT IN' MACHINES**
CONCETTO FRONT VENTILATION: VENTILAZIONE FRONTALE IN-OUT CHE PERMETTE DI INCASSARE LA MACCHINA
- ▶ **CLEANING SWITCH: ALLOWS CIRCULATION OF WATER WITH DESCALING PRODUCT (CALKLIN OR SIMILAR) WITHOUT COOLING.**
PULSANTE DELLA PULIZIA: PERMETTE IL RICIRCOLO DELL'ACQUA CON UN PRODOTTO DISINCROSTANTE (CALKLIN O SIMILE) SENZA REFRIGERAZIONE
- ▶ **"NEVER STOP" MOTOR PUMP DEVELOPED BY ITV. PUMP WITHOUT SEALS, WHICH AVOIDS DETERIORATION IN HARD WATER**
POMPA "NEVER STOP" IDEATA DA ITV. POMPA SENZA GUARNIZIONI CHE EVITA IL DETERIORAMENTO IN ACQUE DURE
- ▶ **EASI: EASY ACCESS FOR SERVICE & INSTALLATION. ALL PANELS CAN BE DISASSEMBLED SEPARATELY.**
EASY ACCESS FOR SERVICE & INSTALLATION. ACCESSO FACILE A QUALSIASI PUNTO GRAZIE AI PANNELLI ESTRAIBILI SINGOLARMENTE
- ▶ **ON/OFF LIGHTED ROCKER SWITCH IN FRONT PANEL**
SPIA LUMINOSA DI FUNZIONAMENTO ON/OFF NEL PANNELLO FRONTALE
- ▶ **TROPICALIZED MACHINES (T CLASS) / HEIGHT ADJUSTABLE LEGS FROM 105MM TO 155MM**
MACCHINE TROPICALIZZATE (CLASSE T) / PIEDINI CON ALTEZZA REGOLABILE DA 105MM A 155MM



| | 24 H | 10°C (Kg) | 10°C (Kg) | 21°C (Kg) | 15°C (Kg) | STOCK (Kg) | (mm) | (mm) |
|--------------|------|--------------|--------------|--------------|--------------|---------------|---------------|--------------|
| GALA NG110 A | | 119 | 110 | 60 | 60 | 60 | Width 715 | Width 790 |
| GALA NG110 W | | 119 | 110 | | | | Depth 700 | Depth 770 |
| | | | | | | | Height 1.044* | Height 1.180 |



GALA 22gr

35 (Ø) x 35 mm (H)
Average dimensions Dimensioni medie

* WITH LEGS 1.149/1.199 CON PIEDINI 1.149/1.199

ACCESSORIES ACCESSORI

INCLUDED



WATER INLET HOSE
TUBO INGRESSO DELL'ACQUA



WATER OUTLET HOSE
TUBO DI SCARICO



4 HEIGHT ADJUSTABLE LEG KIT
KIT 4 PIEDINI ALTEZZA REGOLABILE



WATER INLET FILTER GASKET
GIUNTA DEL FILTRO DI INGRESSO DELL'ACQUA



MEDIUM SCOOP
PALETTA MEDIA

NOT INCLUDED (OPTIONAL)



ANTI-LIMESCALE FILTER
FILTRO ANTICALCARE



ANTI-LIMESCALE + ANTI-CHLORINE FILTER CS101
FILTRO ANTICALCARE + ANTICLORO CS101



C4 WATER SOFTENER
DESCALCIFICATORE C4



PARTICLE FILTER
FILTRO ANTIPARTICOLATO

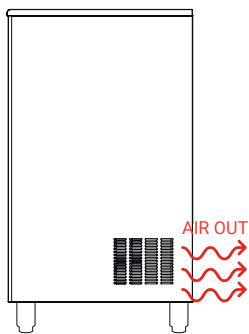
CALKLIN 50 CLEANER
PRODOTTO ANTICALCARE



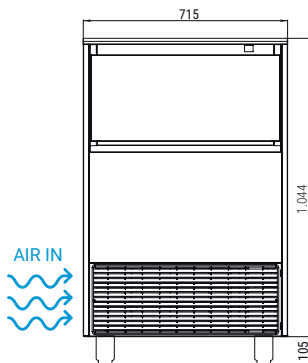
4 WHEELS KIT
KIT 4 ROTELLE



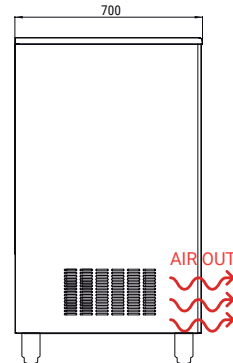
RIGHT SIDE VIEW
VISTA LATERALE DESTRA



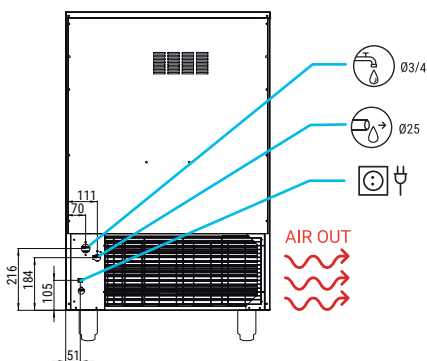
FRONTAL VIEW
VISTA FRONTALE



LEFT SIDE VIEW
VISTA LATERAL IZQUIERDA



REAR VIEW
VISTA POSTERIORE



* All measurements in mm.
* Tutte le misure in mm.

OPERATING CONDITIONS CONDIZIONI PER IL FUNZIONAMENTO

PRODUCTION 50Hz PRODUZIONE 50 Hz

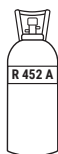
±10% V

10°C/43°C

5°C/38°C

1 bar/6 bar

60 Ice cubes/cycle



| V | Hz | ph |
|-----|----|----|
| 230 | 50 | 1N |

GALA NG110 AIR COOLED

| °C °F | 10° 50° | 15° 60° | 21° 70° | 30° 86° |
|-------------|------------|------------|------------|------------|
| | 10° 50° | 119 | 118 | 104 |
| 21° 68° | 111 | 110 | 95 | 78 |
| 32° 90° | 101 | 99 | 85 | 68 |
| 43° 109° | 76 | 75 | 61 | 43 |

GALA NG110 WATER COOLED

| °C °F | 10° 50° | 15° 60° | 21° 70° | 30° 86° |
|-------------|------------|------------|------------|------------|
| | 10° 50° | 119 | 118 | 104 |
| 21° 68° | 111 | 110 | 95 | 86 |
| 32° 90° | 101 | 99 | 89 | 75 |
| 43° 109° | 79 | 76 | 67 | 47 |

MODELS
MODELLI

| | +c° -c° | ASHRAE CONDITIONS CONDIZIONI ASHRAE (W) (BTU/h) | (W) 43°C | (n.) (mm²) | FUSE | 100 Kg (Kwh) | (l/h) | HEAT REJECTED (W) (BTU/h) | (Kg) | (Kg) | (m³) |
|--------------|------------|---|----------|---------------|------|-----------------|-------|------------------------------|------|------|------|
| GALA NG110 A | | 2.585 8.826 | 950 | 2 1,5 | 10 | 21,7 | 17,2 | 1.910 6.521 | 95 | 102 | 0,72 |
| GALA NG110 W | | 2.585 8.826 | 950 | 2 1,5 | 10 | 20,7 | 76,2 | 1.910 6.521 | 95 | 102 | 0,72 |



ITV ICE MAKERS, S.L.
POL. IND. SECTOR 13, AVDA. DELS HOSTALERS, 2
46394 RIBARROJA DE TURIA, VALENCIA, SPAIN
PHONE: +34 96 166 75 75 | FAX: +34 96 166 81 00
info@itv.es | www.itv.es



SERVICE
SERVIZIO ASSISTENZA TECNICA
service@itv.es
Skype: ITV.Service
+34 961 667 639
8:00AM | 7:00PM



Subject to certain limitations
and exclusions. Only spare parts.
Soggetta a limitazioni e revoca. Solo
parti di ricambio.

