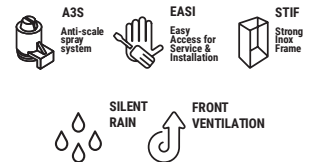










DELTA NG80 230 V / 50 Hz

SELF-CONTAINED ICE CUBE MACHINE

FEATURES CARATTERISTICHE

- ▶ **PRODUCES SOLID GOURMET CRYSTAL CLEAR ICE CUBES**
PRODUCE CUBETTI GOURMET PIENI E CRISTALLINI
- ▶ **A3S: ANTI-SCALE SPRAY SYSTEM. ITV PATENTED SPRAY SYSTEM WITH FLEXIBLE NOZZLES THAT AVOID LIMESCALE DEPOSITS WITH SMALL VIBRATIONS**
A3S: ANTI-SCALE SPRAY SYSTEM. SISTEMA SPRAY ANTINCROSTAZIONI BREVETTATO DA ITV CHE EVITA I PICCOLI DEPOSITI DI CALCARE MEDIANTE VIBRAZIONE
- ▶ **STIF: STRONG INOX FRAME. SOLID MACHINE STRUCTURE IN 4 COLUMNS WITH AISI 304 STAINLESS STEEL FRAME**
STIF: STRONG INOX FRAME. MACCHINA CON ASSETTO SOLIDO A 4 COLONNE E STRUTTURA IN ACCIAIO INOSSIDABILE AISI 304
- ▶ **STRONGEST DOOR IN THE MARKET. MADE OF STAINLESS STEEL. OPENING AND DAMPING SYSTEM PATENTED BY ITV**
IL SISTEMA DI APERTURA PIÙ ROBUSTO SUL MERCATO. PORTA IN ACCIAIO INOSSIDABILE. SISTEMA DI APERTURA E AMMORTIZZAZIONE BREVETTATO DA ITV
- ▶ **FRONT VENTILATION CONCEPT: FRONTAL IN-OUT AIR SYSTEM ALLOWS 'BUILT IN' MACHINES**
CONCETTO FRONT VENTILATION: VENTILAZIONE FRONTALE IN-OUT CHE PERMETTE DI INCASSARE LA MACCHINA
- ▶ **CLEANING SWITCH: ALLOWS CIRCULATION OF WATER WITH DESCALING PRODUCT (CALKLIN OR SIMILAR) WITHOUT COOLING**
PULSANTE DELLA PULIZIA: PERMETTE IL RICIRCOLO DELL'ACQUA CON UN PRODOTTO DISINCROSTANTE (CALKLIN O SIMILE) SENZA REFRIGERAZIONE
- ▶ **"NEVER STOP" MOTOR PUMP DEVELOPED BY ITV. PUMP WITHOUT SEALS, WHICH AVOIDS DETERIORATION IN HARD WATER**
POMPA "NEVER STOP" IDEATA DA ITV. POMPA SENZA GUARNIZIONI CHE EVITA IL DETERIORAMENTO IN ACQUE DURE
- ▶ **EASI: EASY ACCESS FOR SERVICE & INSTALLATION. ALL PANELS CAN BE DISASSEMBLED SEPARATELY.**
EASY ACCESS FOR SERVICE & INSTALLATION. ACCESSO FACILE A QUALSIASI PUNTO GRAZIE AI PANNELLI ESTRAIBILI SINGOLARMENTE
- ▶ **ON/OFF LIGHTED ROCKER SWITCH IN FRONT PANEL**
SPIA LUMINOSA DI FUNZIONAMENTO ON/OFF NEL PANNELLO FRONTALE
- ▶ **TROPICALIZED MACHINES (T CLASS) / HEIGHT ADJUSTABLE LEGS FROM 105MM TO 155MM**
MACCHINE TROPICALIZZATE (CLASSE T) / PIEDINI CON ALTEZZA REGOLABILE DA 105MM A 155MM



| |  |  |  |  |  |  |  |  |
|--------------|---|---|---|---|---|---|---|--|
| | (Kg) | (Kg) | (Kg) | (Kg) | (Kg) | (mm) | (mm) | |
| DELTA NG80 A | 87 | 80 | 35 | Width | 715 | Width | 780 | |
| DELTA NG80 W | 87 | 80 | | Depth | 595 | Depth | 680 | |
| | | | | Height | 939* | Height | 1.075 | |



DELTA 34gr
38 (Ø) x 38 mm (H)
Average dimensions Dimensioni medie

* WITH LEGS 1.044/1.199 CON PIEDINI 1.044/1.199

ACCESSORIES ACCESSORI

INCLUDED



WATER INLET HOSE
TUBO INGRESSO DELL'ACQUA



WATER OUTLET HOSE
TUBO DI SCARICO



4 HEIGHT ADJUSTABLE LEG KIT
KIT 4 PIEDINI ALTEZZA REGOLABILE



WATER INLET FILTER GASKET
GIUNTA DEL FILTRO DI INGRESSO DELL'ACQUA



MEDIUM SCOOP
PALETTA MEDIA

NOT INCLUDED (OPTIONAL)



ANTI-LIMESCALE FILTER
FILTRO ANTICALCARE



C4 WATER SOFTENER
DESCALCIFICATORE C4



ANTI-LIMESCALE + ANTI-CHLORINE FILTER CS101
FILTRO ANTICALCARE + ANTICLORO CS101



CALKLIN 50 CLEANER
PRODOTTO ANTICALCARE



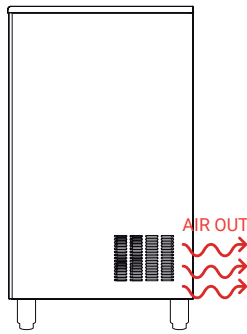
PARTICLE FILTER
FILTRO ANTIPARTICOLATO



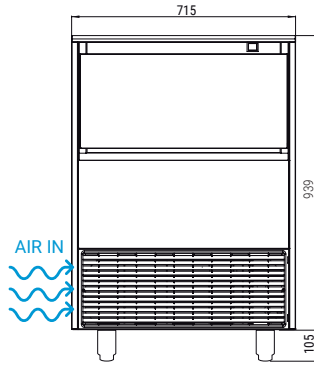
4 WHEELS KIT
KIT 4 ROTELLE



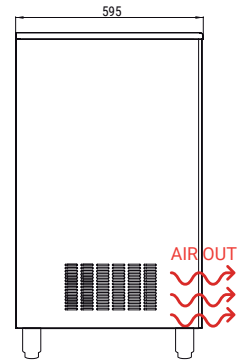
RIGHT SIDE VIEW
VISTA LATERALE DESTRA



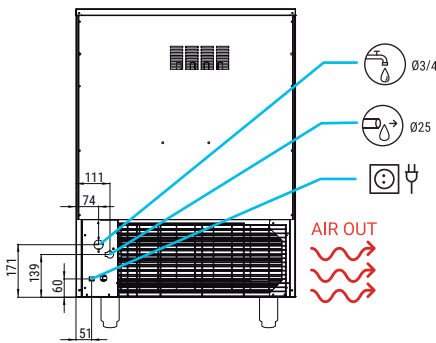
FRONTAL VIEW
VISTA FRONTALE



LEFT SIDE VIEW
VISTA LATERAL IZQUIERDA



REAR VIEW
VISTA POSTERIORE



* All measurements in mm.
* Tutte le misure in mm.

OPERATING CONDITIONS CONDIZIONI PER IL FUNZIONAMENTO

PRODUCTION 50Hz PRODUZIONE 50 Hz

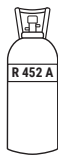
±10% V

10°C/43°C

5°C/38°C

1 bar/6 bar

48 Ice cubes/cycle



| V | Hz | ph |
|-----|----|----|
| 230 | 50 | 1N |

DELTA NG80 AIR COOLED

| °C / °F | 10° / 50° | 15° / 60° | 21° / 70° | 30° / 86° |
|------------|-----------|-----------|-----------|-----------|
| 10° / 50° | 87 | 86 | 75 | 63 |
| 21° / 68° | 81 | 80 | 69 | 56 |
| 32° / 90° | 73 | 72 | 62 | 49 |
| 43° / 109° | 55 | 54 | 44 | 31 |

DELTA NG80 WATER COOLED

| °C / °F | 10° / 50° | 15° / 60° | 21° / 70° | 30° / 86° |
|------------|-----------|-----------|-----------|-----------|
| 10° / 50° | 87 | 86 | 75 | 63 |
| 21° / 68° | 81 | 80 | 69 | 59 |
| 32° / 90° | 73 | 72 | 65 | 54 |
| 43° / 109° | 56 | 55 | 48 | 34 |

MODELS
MODELLI

DELTA NG80 A

DELTA NG80 W

| | ASHRAE CONDITIONS CONDIZIONI ASHRAE | (W) | (BTU/h) | (W) 43°C | (n.) | (mm ²) | FUSE | 100 Kg (Kwh) | (l/h) | HEAT REJECTED (W) | (BTU/h) | (Kg) | (Kg) | (m ³) |
|--------------|--|-------|---------|----------|------|--------------------|------|-----------------|-------|----------------------|---------|------|------|-------------------|
| DELTA NG80 A | | 1.770 | 6.043 | 800 | 2 | 1,5 | 10 | 23,7 | 10,6 | 1.401 | 4.783 | 63 | 81 | 0,57 |
| DELTA NG80 W | | 1.770 | 6.043 | 800 | 2 | 1,5 | 10 | 23,7 | 68,6 | 1.401 | 4.783 | 63 | 81 | 0,57 |



ITV ICE MAKERS, S.L.
POL. IND. SECTOR 13, AVDA. DELS HOSTALERS, 2
46394 RIBARROJA DE TURIA, VALENCIA, SPAIN
PHONE: +34 96 166 75 75 | FAX: +34 96 166 81 00
info@itv.es | www.itv.es



SERVICE
SERVIZIO ASSISTENZA TECNICA
service@itv.es
Skype: ITV.Service
+34 961 667 639
8:00AM | 7:00PM



Subject to certain limitations
and exclusions. Only spare parts.
Soggetta a limitazioni e revoca. Solo
parti di ricambio.

