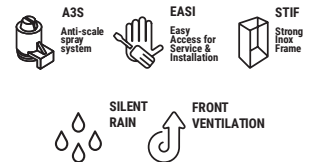













ALFA NG60 230 V / 50 Hz

SELF-CONTAINED ICE CUBE MACHINE

FEATURES CARATTERISTICHE

- ▶ **PRODUCES SOLID GOURMET CRYSTAL CLEAR ICE CUBES**
PRODUCE CUBETTI GOURMET PIENI E CRISTALLINI
- ▶ **A3S: ANTI-SCALE SPRAY SYSTEM. ITV PATENTED SPRAY SYSTEM WITH FLEXIBLE NOZZLES THAT AVOID LIMESCALE DEPOSITS WITH SMALL VIBRATIONS**
A3S: ANTI-SCALE SPRAY SYSTEM. SISTEMA SPRAY ANTINCROSTAZIONI BREVETTATO DA ITV CHE EVITA I PICCOLI DEPOSITI DI CALCARE MEDIANTE VIBRAZIONE
- ▶ **STIF: STRONG INOX FRAME. SOLID MACHINE STRUCTURE IN 4 COLUMNS WITH AISI 304 STAINLESS STEEL FRAME**
STIF: STRONG INOX FRAME. MACCHINA CON ASSETTO SOLIDO A 4 COLONNE E STRUTTURA IN ACCIAIO INOSSIDABILE AISI 304
- ▶ **STRONGEST DOOR IN THE MARKET. MADE OF STAINLESS STEEL. OPENING AND DAMPING SYSTEM PATENTED BY ITV**
PUERTA MÁS SÓLIDA EN EL MERCADO. HECHA DE ACERO INOXIDABLE. SISTEMA DE APERTURA Y AMORTIGUACIÓN PATENTADO POR ITV
- ▶ **FRONT VENTILATION CONCEPT: FRONTAL IN-OUT AIR SYSTEM ALLOWS 'BUILT IN' MACHINES**
CONCETTO FRONT VENTILATION: VENTILAZIONE FRONTALE IN-OUT CHE PERMETTE DI INCASSARE LA MACCHINA
- ▶ **CLEANING SWITCH: ALLOWS CIRCULATION OF WATER WITH DESCALING PRODUCT (CALKLIN OR SIMILAR) WITHOUT COOLING**
PULSANTE DELLA PULIZIA: PERMETTE IL RICIRCOLO DELL'ACQUA CON UN PRODOTTO DISINCROSTANTE (CALKLIN O SIMILE) SENZA REFRIGERAZIONE
- ▶ **"NEVER STOP" MOTOR PUMP DEVELOPED BY ITV. PUMP WITHOUT SEALS, WHICH AVOIDS DETERIORATION IN HARD WATER**
POMPA "NEVER STOP" IDEATA DA ITV. POMPA SENZA GUARNIZIONI CHE EVITA IL DETERIORAMENTO IN ACQUE DURE
- ▶ **EASI: EASY ACCESS FOR SERVICE & INSTALLATION. ALL PANELS CAN BE DISASSEMBLED SEPARATELY**
ACCESS FOR SERVICE & INSTALLATION. ACCESSO FACILE A QUALSIASI PUNTO GRAZIE AI PANNELLI ESTRAIBILI SINGOLARMENTE
- ▶ **ON/OFF LIGHTED ROCKER SWITCH IN FRONT PANEL**
SPIA LUMINOSA DI FUNZIONAMENTO ON/OFF NEL PANNELLO FRONTALE
- ▶ **TROPICALIZED MACHINES (T CLASS) / HEIGHT ADJUSTABLE LEGS FROM 105MM TO 155MM**
MACCHINE TROPICALIZZATE (CLASSE T) / PIEDINI CON ALTEZZA REGOLABILE DA 105MM A 155MM



	 24 H	 10°C (Kg)	 10°C (Kg)	 21°C (Kg)	 15°C (Kg)	 STOCK (Kg)	 (mm)	 (mm)
ALFA NG60 A		67	60	25	Width 535	Width 610		
ALFA NG60 W		65	60		Depth 595	Depth 650		
					Height 789*	Height 920		



ALFA 14/19gr

39 mm (W) x 27 mm (D) x 30 mm (H)
Average dimensions Dimensioni medie

* WITH LEGS 894/944 CON PIEDINI 894/944

ACCESSORIES ACCESSORI

INCLUDED



WATER INLET HOSE
TUBO INGRESSO DELL'ACQUA



WATER OUTLET HOSE
TUBO DI SCARICO



4 HEIGHT ADJUSTABLE LEG KIT
KIT 4 PIEDINI ALTEZZA REGOLABILE



WATER INLET FILTER GASKET
GIUNTA DEL FILTRO DI INGRESSO DELL'ACQUA



MEDIUM SCOOP
PALETTA MEDIA

NOT INCLUDED (OPTIONAL)



ANTI-LIMESCALE FILTER
FILTRO ANTICALCARE



ANTI-LIMESCALE + ANTI-CHLORINE FILTER CS101
FILTRO ANTICALCARE + ANTICLORO CS101



C4 WATER SOFTENER
DESCALCIFICATORE C4



CALKLIN 50 CLEANER
PRODOTTO ANTICALCARE



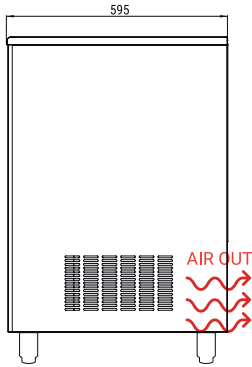
PARTICLE FILTER
FILTRO ANTIPARTICOLATO



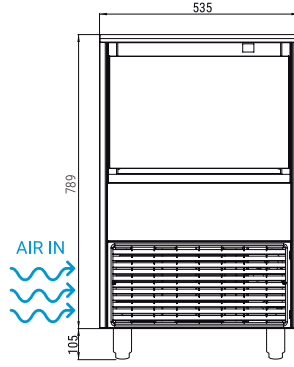
4 WHEELS KIT
KIT 4 ROTELLE



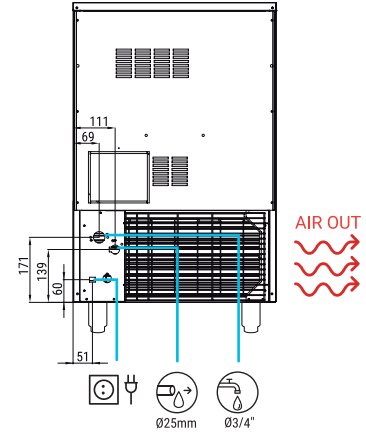
RIGHT SIDE VIEW
VISTA LATERALE DESTRA



FRONTAL VIEW
VISTA FRONTALE



REAR VIEW
VISTA POSTERIORE



* All measurements in mm.
* Tutte le misure in mm.

OPERATING CONDITIONS CONDIZIONI PER IL FUNZIONAMENTO

PRODUCTION 50Hz PRODUZIONE 50 Hz

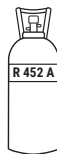
±10% V

10°C/43°C

5°C/38°C

1 bar/6 bar

45 Ice cubes/cycle



V	Hz	ph
230	50	1N

ALFA NG60 AIR COOLED

°C °F	10° 50°	15° 60°	21° 70°	30° 86°
	10° 50°	67	63	58
21° 68°	65	60	55	47
32° 90°	55	50	46	38
43° 109°	44	38	35	26

ALFA NG60 WATER COOLED

°C °F	10° 50°	15° 60°	21° 70°	30° 86°
	10° 50°	65	64	56
21° 68°	60	60	52	44
32° 90°	55	54	45	30
43° 109°	42	41	37	25

MODELS
MODELLI

	+c° -c°	ASHRAE CONDITIONS CONDIZIONI ASHRAE (W) (BTu/h)	(W) 43°C	(n.) (mm²)	FUSE	100 Kg (Kwh)	(l/h)	HEAT REJECTED (W) (BTu/h)	(Kg)	(Kg)	(m³)
ALFA NG60 A		1.304 4.449	590	2 1,5	10	19,7	7,1	954 3.255	56	61	0,36
ALFA NG60 W		1.304 4.449	460	2 1,5	10	16,8	41,5	954 3.255	56	61	0,36



ITV ICE MAKERS, S.L.
POL. IND. SECTOR 13, AVDA. DELS HOSTALERS, 2
46394 RIBARROJA DE TURIA, VALENCIA, SPAIN
PHONE: +34 96 166 75 75 | FAX: +34 96 166 81 00
info@itv.es | www.itv.es



SERVICE
SERVIZIO ASSISTENZA TECNICA
service@itv.es
Skype: ITV.Service
+34 961 667 639
8:00AM | 7:00PM



Subject to certain limitations
and exclusions. Only spare parts.
Soggetta a limitazioni e revoca. Solo
parti di ricambio.

