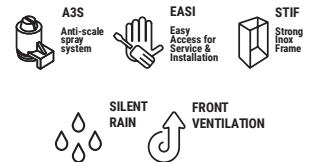


## ALFA NG45 230 V / 50 Hz

### SELF-CONTAINED ICE CUBE MACHINE

#### FEATURES CARATTERISTICHE

- ▶ **PRODUCES SOLID GOURMET CRYSTAL CLEAR ICE CUBES**  
PRODUCE CUBETTI GOURMET PIENI E CRISTALLINI
- ▶ **A3S: ANTI-SCALE SPRAY SYSTEM. ITV PATENTED SPRAY SYSTEM WITH FLEXIBLE NOZZLES THAT AVOID LIMESCALE DEPOSITS WITH SMALL VIBRATIONS**  
A3S: ANTI-SCALE SPRAY SYSTEM. SISTEMA SPRAY ANTINCROSTAZIONI BREVETTATO DA ITV CHE EVITA I PICCOLI DEPOSITI DI CALCARE MEDIANTE VIBRAZIONE
- ▶ **STIF: STRONG INOX FRAME. SOLID MACHINE STRUCTURE IN 4 COLUMNS WITH AISI 304 STAINLESS STEEL FRAME**  
STIF: STRONG INOX FRAME. MACCHINA CON ASSETTO SOLIDO A 4 COLONNE E STRUTTURA IN ACCIAIO INOSSIDABILE AISI 304
- ▶ **STRONGEST DOOR IN THE MARKET. MADE OF STAINLESS STEEL. OPENING AND DAMPING SYSTEM PATENTED BY ITV**  
PUERTA MÁS SÓLIDA EN EL MERCADO. HECHA DE ACERO INOXIDABLE. SISTEMA DE APERTURA Y AMORTIGUACIÓN PATENTADO POR ITV
- ▶ **FRONT VENTILATION CONCEPT: FRONTAL IN-OUT AIR SYSTEM ALLOWS 'BUILT IN' MACHINES**  
CONCETTO FRONT VENTILATION: VENTILAZIONE FRONTALE IN-OUT CHE PERMETTE DI INCASSARE LA MACCHINA
- ▶ **CLEANING SWITCH: ALLOWS CIRCULATION OF WATER WITH DESCALING PRODUCT (CALKLIN OR SIMILAR) WITHOUT COOLING**  
PULSANTE DELLA PULIZIA: PERMETTE IL RICIRCOLO DELL'ACQUA CON UN PRODOTTO DISINCROSTANTE (CALKLIN O SIMILE) SENZA REFRIGERAZIONE
- ▶ **"NEVER STOP" MOTOR PUMP DEVELOPED BY ITV. PUMP WITHOUT SEALS, WHICH AVOIDS DETERIORATION IN HARD WATER**  
POMPA "NEVER STOP" IDEATA DA ITV. POMPA SENZA GUARNIZIONI CHE EVITA IL DETERIORAMENTO IN ACQUE DURE
- ▶ **EASI: EASY ACCESS FOR SERVICE & INSTALLATION. ALL PANELS CAN BE DISASSEMBLED SEPARATELY**  
ACCESS FOR SERVICE & INSTALLATION. ACCESSO FACILE A QUALSIASI PUNTO GRAZIE AI PANNELLI ESTRAIBILI SINGOLARMENTE
- ▶ **ON/OFF LIGHTED ROCKER SWITCH IN FRONT PANEL**  
SPIA LUMINOSA DI FUNZIONAMENTO ON/OFF NEL PANNELLO FRONTALE
- ▶ **TROPICALIZED MACHINES (T CLASS) / HEIGHT ADJUSTABLE LEGS FROM 105MM TO 155MM**  
MACCHINE TROPICALIZZATE (CLASSE T) / PIEDINI CON ALTEZZA REGOLABILE DA 105MM A 155MM



	24 H	10°C (Kg)	10°C (Kg)	21°C (Kg)	15°C (Kg)	STOCK (Kg)	(mm)	(mm)
ALFA NG45 A		48	45	20	20	20	Width 465	Width 540
ALFA NG45 W		49	45				Depth 595	Depth 650
							Height 789*	Height 920



**ALFA 14/19gr**

39 mm (W) x 27 mm (D) x 30 mm (H)  
Average dimensions Dimensioni medie

\* WITH LEGS 894/944 CON PIEDINI 894/944

#### ACCESSORIES ACCESSORI

##### INCLUDED



**WATER INLET HOSE**  
TUBO INGRESSO DELL'ACQUA



**WATER OUTLET HOSE**  
TUBO DI SCARICO



**4 HEIGHT ADJUSTABLE LEG KIT**  
KIT 4 PIEDINI ALTEZZA REGOLABILE



**WATER INLET FILTER GASKET**  
GIUNTA DEL FILTRO DI INGRESSO DELL'ACQUA



**MEDIUM SCOOP**  
PALETTA MEDIA

##### NOT INCLUDED (OPTIONAL)



**ANTI-LIMESCALE FILTER**  
FILTRO ANTICALCARE



**C4 WATER SOFTENER**  
DESCALCIFICATORE C4



**ANTI-LIMESCALE + ANTI-CHLORINE FILTER CS101**  
FILTRO ANTICALCARE + ANTICLORO CS101



**CALKLIN 50 CLEANER**  
PRODOTTO ANTICALCARE



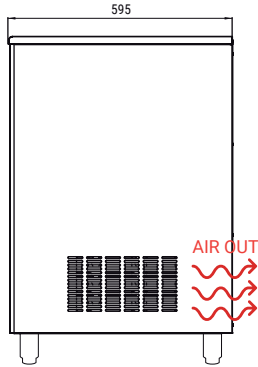
**PARTICLE FILTER**  
FILTRO ANTIPARTICOLATO



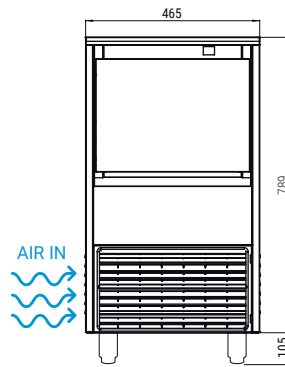
**4 WHEELS KIT**  
KIT 4 ROTELLE



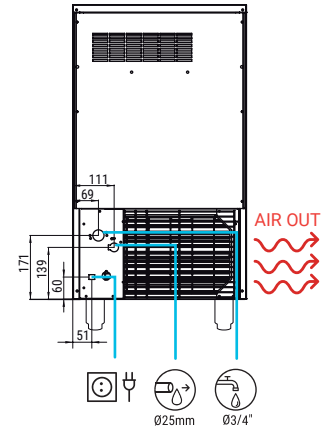
RIGHT SIDE VIEW  
VISTA LATERALE DESTRA



FRONTAL VIEW  
VISTA FRONTALE



REAR VIEW  
VISTA POSTERIORE



\* All measurements in mm.  
\* Tutte le misure in mm.

OPERATING CONDITIONS CONDIZIONI PER IL FUNZIONAMENTO

PRODUCTION 50Hz PRODUZIONE 50 Hz

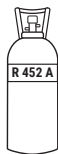
±10% V

10°C/43°C

5°C/38°C

1 bar/6 bar

30 Ice cubes/cycle



V	Hz	ph
230	50	1N

ALFA NG45 AIR COOLED

°C °F	10° 50°	15° 60°	21° 70°	30° 86°
	10° 50°	48	47	45
21° 68°	46	45	43	40
32° 90°	39	37	33	31
43° 109°	30	28	23	19

ALFA NG45 WATER COOLED

°C °F	10° 50°	15° 60°	21° 70°	30° 86°
	10° 50°	49	48	42
21° 68°	45	45	39	34
32° 90°	41	40	37	30
43° 109°	31	31	27	19

MODELS  
MODELLI

ALFA NG45 A

ALFA NG45 W

	+c° -c°	ASHRAE CONDITIONS CONDIZIONI ASHRAE (W) (BTu/h)	(W) 43°C	(n.) (mm <sup>2</sup> )	FUSE	100 Kg (Kwh)	(l/h)	HEAT REJECTED (W) (BTu/h)	(Kg)	(Kg)	(m <sup>3</sup> )
ALFA NG45 A		1.304 4.449	580	2 1,5	10	24	7,7	954 3.255	50	57	0,32
ALFA NG45 W		1.304 4.449	440	2 1,5	10	21	42	954 3.255	50	57	0,32



ITV ICE MAKERS, S.L.  
POL. IND. SECTOR 13, AVDA. DELS HOSTALERS, 2  
46394 RIBARROJA DE TURIA, VALENCIA, SPAIN  
PHONE: +34 96 166 75 75 | FAX: +34 96 166 81 00  
info@itv.es | www.itv.es



SERVICE  
SERVIZIO ASSISTENZA TECNICA  
service@itv.es  
Skype: ITV.Service  
+34 961 667 639  
8:00AM | 7:00PM



Subject to certain limitations  
and exclusions. Only spare parts.  
Soggetta a limitazioni e revoca. Solo  
parti di ricambio.

