

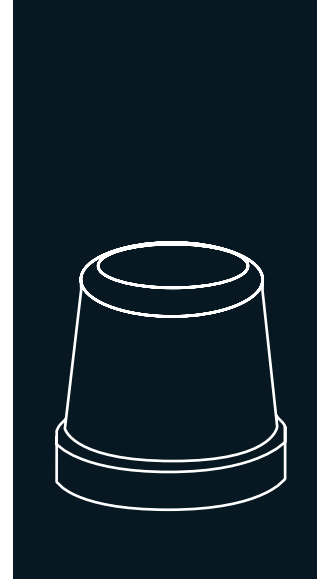
GALA MR400











THREE PHASE
400 V / 50 Hz

MODULAR ICE CUBE MACHINE

FEATURES CARATTERISTICHE

- ▶ **PRODUCES SOLID GOURMET CRYSTAL CLEAR ICE CUBES**
PRODUCE CUBETTI GOURMET PIENI E CRISTALLINI
- ▶ **MACHINE WITH BIGGEST PRODUCTION IN ITS RANGE**
LA MACCHINA DI MAGGIORE PRODUZIONE NELLA SUA CATEGORIA
- ▶ **LOWEST ELECTRICITY CONSUMPTION, ONLY 18 KWH/100 KG ICE (DATA WITH 60 GR CUBE SIZE). THAT MEANS UNTIL 24% ELECTRICITY COST REDUCTION VS. OTHER MODELS IN THE MARKET**
CONSUMO ELETTRICO PIÙ BASSO, SOLO 18 KWH/100 KG DI GHIACCIO (DATO MISURATO CON UN CUBETTO DA 60 GR.) IMPLICA UN CONSUMO DI ELETTRICITÀ FINO A UN 24% IN MENO RISPETTO AD ALTRI MODELLI SUL MERCATO
- ▶ **LOWEST WATER CONSUMPTION, ONLY 1,68 L/KG ICE. THAT MEANS UNTIL 35% WATER COST REDUCTION VS. OTHER MODELS IN THE MARKET**
CONSUMO DI ACQUA PIÙ BASSO, SOLO 1,68 L/KG GHIACCIO. IMPLICA UN 35% DI RIDUZIONE DELLE SPESE DELL'ACQUA RISPETTO AD ALTRE MACCHINE SUL MERCATO
- ▶ **ELECTRONIC CONTROL MACHINE. IT ADAPTS CONTINUOUSLY TO ANY VARIATION OF AMBIENT AND WATER TEMPERATURES: ICE CUBES ARE ALWAYS IDENTICAL**
MACCHINA CON CONTROLLO ELETTRONICO. SI ADATTA CONTINUAMENTE A QUALSIASI SBALZO DI TEMPERATURA DELL'AMBIENTE O DELL'ACQUA: I CUBETTI SONO SEMPRE IDENTICI
- ▶ **EXTERNAL WARNING LIGHTS. EVERY OPERATION IS UNDER CONTROL**
SPIA LAMPEGGIANTE DI ALLARME. OGNI OPERAZIONE VIENE CONTROLLATA
- ▶ **CLEANING SWITCH ALLOWS AN EASY CLEANING TASK**
IL PULSANTE DELLA PULIZIA PERMETTE UNA PULIZIA FACILE



	 24 H	 10°C	 10°C	 21°C	 15°C	 (mm)	 (mm)	 GALA 22gr 35 (Ø) x 35 mm (H) *Average dimensions Dimensioni medie
GALA MR400 A		396	381	Width 1.321	Depth 638	Width 1.410	Depth 740	
GALA MR400 W		396	385	Height 978	Height 1.115	Height 1.115	Height 1.115	

ACCESSORIES ACCESSORI

INCLUDED



WATER INLET FILTER GASKET
GIUNTURA DEL FILTRO DI INGRESSO DELL'ACQUA



WATER INLET HOSE
TUBO INGRESSO DELL'ACQUA



WATER OUTLET HOSE
TUBO DI SCARICO

OPTIONAL (NOT INCLUDED)



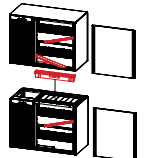
ANTI-LIMESCALE FILTER
FILTRO ANTICALCARE



PARTICLE FILTER
FILTRO ANTIPARTICOLATO



ANTI LIMESCALE & ANTI-CHLORINE FILTER XL TWIN CS112
ANTICLORO Y ANTICALCARE XL TWIN CS112



STACKING KIT
KIT IMPILAMENTO

RECOMMENDED BINS SERBATOIO RACCOMANDATI



S500 + GALA MR400


SCD400 + GALA MR400

SCD600 + GALA MR400

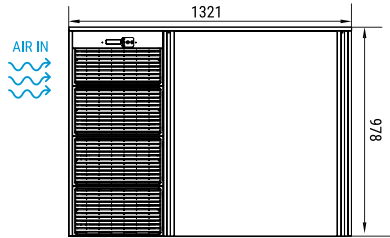
SCD800 + GALA MR400



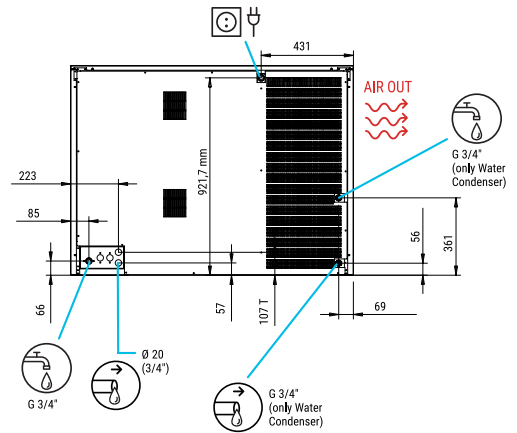
RIGHT SIDE VIEW
VISTA LATERALE DESTRA



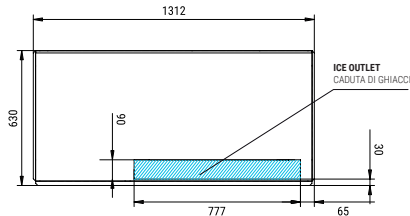
FRONTAL VIEW
VISTA FRONTALE



REAR VIEW
VISTA POSTERIORE



CENTRAL CROSS SECTION VIEW OF THE BASE
VISTA DELLA BASE DALLA ZONA CENTRALE



* All measurements in mm.
* Tutte le misure in mm.

OPERATING CONDITIONS CONDIZIONI PER IL FUNZIONAMENTO

PRODUCTION 50Hz PRODUZIONE 50 Hz

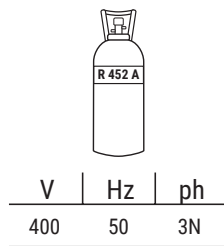
±10% V

10°C/43°C

5°C/38°C

1 bar/6 bar

192 Ice cubes/cycle



GALA MR400 AIR COOLED

°C / °F	10° / 50°	15° / 60°	21° / 70°	30° / 86°
10° / 50°	396	389	378	350
21° / 68°	390	381	373	345
32° / 90°	365	356	349	315
43° / 109°	315	303	294	260

GALA MR400 WATER COOLED

°C / °F	10° / 50°	15° / 60°	21° / 70°	30° / 86°
10° / 50°	402	389	380	355
21° / 68°	400	386	377	351
32° / 90°	390	370	348	329
43° / 109°	376	363	347	302

MODELS
MODELLI

GALA MR400 A

GALA MR400 W

	ASHRAE CONDITIONS CONDIZIONI ASHRAE (W) (BTU/h)	(W) 43°C	(n.) (mm ²)	FUSE	100 Kg (Kwh)	(l/h)	HEAT REJECTED (W) (BTU/h)	(Kg)	(Kg)	(m ³)
GALA MR400 A	13.500 46.064	3.850	5 2,5	16	20,6	29,2	8.613 29.389	165	191	1,16
GALA MR400 W	13.500 46.064	3.880	5 2,5	16	18,8	202,1	8.613 29.389	165	191	1,16



ITV ICE MAKERS, S.L.
POL. IND. SECTOR 13, AVDA. DELS HOSTALERS, 2
46394 RIBARROJA DE TURIA, VALENCIA, SPAIN
PHONE: +34 96 166 75 75 | FAX: +34 96 166 81 00
info@itv.es | www.itv.es



SERVICE
SERVIZIO ASSISTENZA TECNICA
service@itv.es
Skype: ITV.Service
+34 961 667 639
8:00AM | 7:00PM



Subject to certain limitations
and exclusions. Only spare parts.
Soggetta a limitazioni e revoca. Solo
parti di ricambio.

