

SUPER STAR MDP 150 230 V / 50 Hz

MODULAR ICE CUBE MACHINE

FEATURES CARATTERISTICHE

- ▶ **PRODUCES SOLID GOURMET CRYSTAL CLEAR ICE CUBES**
PRODUCE CUBETTI GOURMET PIENI E CRISTALLINI
- ▶ **A3S: ANTI-SCALE SPRAY SYSTEM. ITV PATENTED SPRAY SYSTEM WITH FLEXIBLE NOZZLES THAT AVOID LIMESCALE DEPOSITS WITH SMALL VIBRATIONS**
A3S: ANTI-SCALE SPRAY SYSTEM. SISTEMA SPRAY ANTINCROSTAZIONI BREVETTATO DA ITV CHE EVITA I PICCOLI DEPOSITI DI CALCARE MEDIANTE VIBRAZIONE
- ▶ **HIGH EFFICIENCY MACHINES WITH LOW ELECTRICAL CONSUMPTION**
MACCHINE AD ALTA EFFICIENZA A BASSO CONSUMO ELETTRICO
- ▶ **STACKABLE MACHINES. CONNECTION KIT ACCESSORY REQUIRED**
MACCHINE IMPILABILI. KIT ACCESSORI PER IL COLLEGAMENTO NECESSARIO
- ▶ **THE INSTALLATION OF AN ANTI-SCALE FILTER IS ADVISED IN AREAS WITH MEDIUM OR HIGH LIMESCALE CONTENT (HARD WATER)**
SI RACCOMANDA DI COLLOCARE UN FILTRO ANTICALCARE E DI EFFETTUARE UNA PULIZIA PERIODICA IN CASO DI ACQUE CON CONTENUTO DI CALCARE MEDIO O ALTO (ACQUE DURE)



	24 H Kg	10°C (Kg)	10°C (Kg)	21°C (Kg)	15°C (Kg)	(mm)	(mm)	
S STAR MDP 150 A	163	150	Width 775	Width 845		Depth 625	Depth 715	S. STAR 53/60gr 42 (Ø) x 47 mm (H) *Average dimensions Dimensioni medie
S STAR MDP 150 W	163	150	Height 805	Height 990				

ACCESSORIES ACCESSORI

INCLUDED



OPTIONAL (NOT INCLUDED)

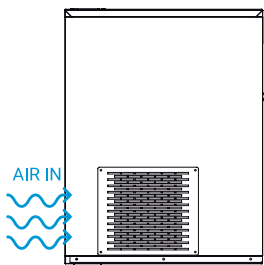


RECOMMENDED BINS SERBATOIO RACCOMANDATI

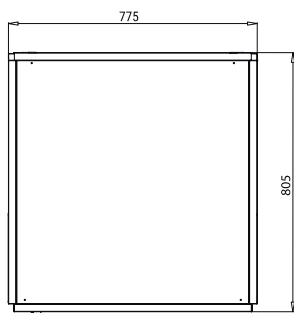




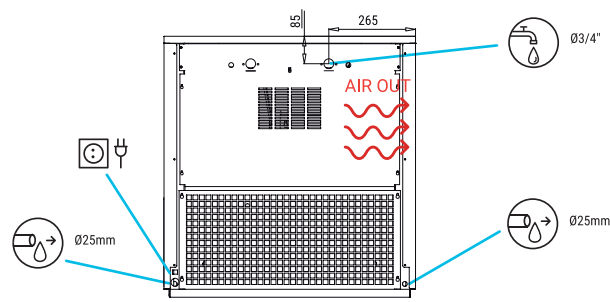
RIGHT SIDE VIEW
VISTA LATERALE DESTRA



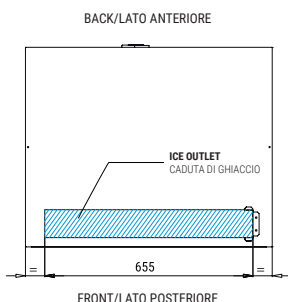
FRONTAL VIEW
VISTA FRONTALE



REAR VIEW
VISTA POSTERIORE



CENTRAL CROSS SECTION VIEW OF THE BASE
VISTA DELLA BASE DALLA ZONA CENTRALE



* All measurements in mm.
* Tutte le misure in mm.

OPERATING CONDITIONS CONDIZIONI PER IL FUNZIONAMENTO

PRODUCTION 50Hz PRODUZIONE 50 Hz

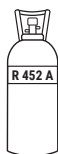
±10% V

10°C/43°C

5°C/38°C

1 bar/6 bar

84 Ice cubes/cycle



V	Hz	ph
230	50	1N



S STAR 150 AIR COOLED

°C °F	10° 50°	15° 60°	21° 70°	30° 86°
	10° 50°	163	161	142
21° 68°	151	150	130	106
32° 90°	138	136	116	92
43° 109°	104	102	83	59



S STAR MDP 150 WATER COOLED

°C °F	10° 50°	15° 60°	21° 70°	30° 86°
	10° 50°	163	161	142
21° 68°	151	150	130	111
32° 90°	138	136	122	101
43° 109°	104	107	91	65

MODELS
MODELLI

	+c° -c°	ASHRAE CONDITIONS CONDIZIONI ASHRAE (W) (BTu/h)	(W) 43°C	(n.) (mm²)	FUSE	100 Kg (Kwh)	(l/h)	HEAT REJECTED (W) (BTu/h)	(Kg)	(Kg)	(m³)
S STAR MDP 150 A		1.195 4.078	1.200	3 1,5	16	19	22	2.647 9.032	93	103	0,6
S STAR MPD 150 W		1.195 4.078	1.200	3 1,5	16	18	84	2.647 9.032	93	103	0,6



ITV ICE MAKERS, S.L.
POL. IND. SECTOR 13, AVDA. DELS HOSTALERS, 2
46394 RIBARROJA DE TURIA, VALENCIA, SPAIN
PHONE: +34 96 166 75 75 | FAX: +34 96 166 81 00
info@itv.es | www.itv.es



SERVICE
SERVIZIO ASSISTENZA TECNICA
service@itv.es
Skype: ITV.Service
+34 961 667 639
8:00AM | 7:00PM



Subject to certain limitations
and exclusions. Only spare parts.
Soggetta a limitazioni e revoca. Solo
parti di ricambio.

