

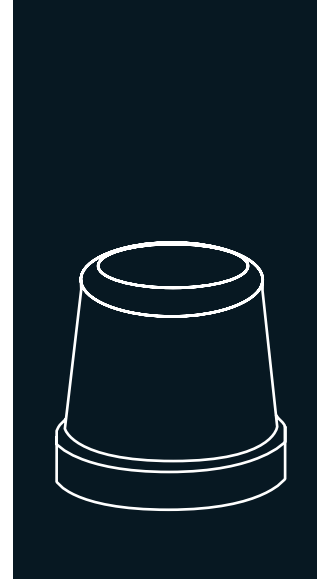
KITCHEN ICE











230 V / 50 Hz

DOMESTIC ICE MACHINE

FEATURES CARACTERÍSTICAS

- ▶ **PRODUCES PROFESSIONAL 22 GRS GOURMET CRYSTAL ICE CUBES**
PRODUCE CUBITOS PROFESIONALES DE HIELO GOURMET CRISTALINOS 22 GRS
- ▶ **DESIGNED FOR HOME APPLICATIONS**
DISEÑADA PARA APLICACIONES DOMESTICAS
- ▶ **AISI 304 STAINLESS STEEL BODYWORK**
CARROCERÍA EN ACERO INOXIDABLE AISI 304
- ▶ **DAILY ICE PRODUCTION 13 KG**
PRODUCCIÓN DIARIA DE HIELO: 13 KG
- ▶ **12 ICE CUBES EVERY 38 MINUTES (NOMINAL CONDITIONS)**
12 CUBITOS DE HIELO CADA 38 MINUTOS (EN CONDICIONES NOMINALES)
- ▶ **8 KG STOCK INSIDE**
ALMACENAJE DE 8 KILOGRAMOS
- ▶ **DINAMIC ICE PRODUCTION: ICE MORE TRANSPARENT, NO SMELL & NO TASTE**
PRODUCCIÓN DE HIELO DINÁMICA: HIELO MÁS TRANSPARENTE, SIN OLOR Y SIN GUSTO
- ▶ **REDUCE CALCIUM CARBONATE PERCENTAGE**
REDUCE EL PORCENTAJE DE CARBONATO DE CALCIO
- ▶ **DIMENSIONS TO BE BUILT IN STANDARD KITCHEN 60 CM WIDTH FURNITURE**
DIMENSIONES PARA SER INSTALADA EN MUEBLES DE COCINA ESTÁNDAR 60 CM
- ▶ **EASY FRONT & BACK VENTILATION**
FÁCIL MANEJO Y VENTILACIÓN TRASERA
- ▶ **A3S: ANTI-SCALE SPRAY SYSTEM. ITV PATENTED SPRAY SYSTEM WITH FLEXIBLE NOZZLES THAT AVOID LIMESCALE DEPOSITS WITH SMALL VIBRATIONS**
A3S: ANTI-SCALE SPRAY SYSTEM. SISTEMA DE SPRAY ELÁSTICO PATENTADO POR ITV QUE EVITA LOS PEQUEÑOS DEPÓSITOS DE CAL MEDIANTE VIBRACIÓN
- ▶ **ON/OFF PROGRAMABLE**
HORA DE ENCENDIDO Y APAGADO PROGRAMABLE



	 24 H	 10°C	 10°C	 21°C	 15°C	 STOCK			
	(Kg)	(Kg)	(Kg)	(Kg)	(Kg)	(mm)	(mm)		
KITCHEN ICE 	15	13	8	Width 458 Depth 575 Height 595	Width 588 Depth 680 Height 680			GALA 22gr 35 (Ø) x 35 mm (H) <small>*Average dimensions Dimensiones promedio</small>	

ACCESSORIES ACCESORIOS

INCLUDED



WATER INLET HOSE
MANGUERA DE ENTRADA DE AGUA



WATER OUTLET HOSE
MANGUERA DE SALIDA DE AGUA



WATER INLET FILTER GASKET
JUNTA DE FILTRO DE ENTRADA DE AGUA



SMALL SCOOP
PALA PEQUEÑA

OPTIONAL (NOT INCLUDED)



ANTI-LIMESCALE FILTER
FILTRO ANTICAL



PARTICLE FILTER
FILTRO ANTIPARTICULAS



ANTI-CHLORINE FILTER
FILTRO ANTICLORO

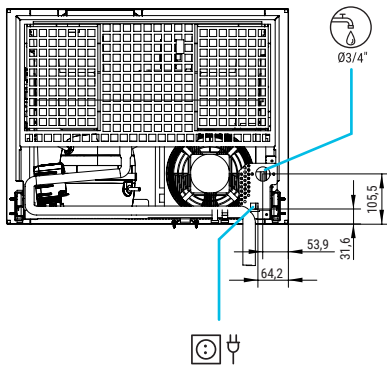


ANTI-LIMESCALE + ANTI-CHLORINE FILTER CS101
FILTRO ANTICAL + ANTICLORO CS101

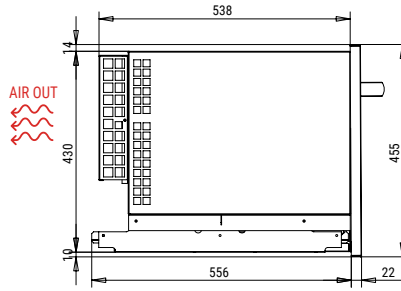


KITCHEN ICE

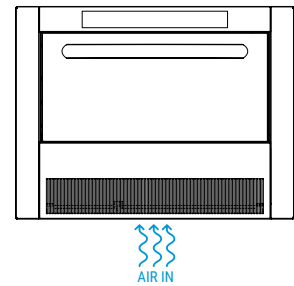
REAR VIEW
VISTA TRASERA



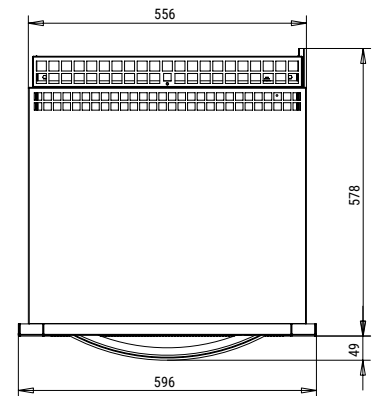
RIGHT SIDE VIEW
VISTA LATERAL DERECHA



FRONTAL VIEW
VISTA FRONTAL



FLOOR VIEW
VISTA PLANTA



* All measurements in mm.
* Todas las cotas en mm.

OPERATING CONDITIONS CONDICIONES DE OPERACIÓN

PRODUCTION 50Hz PRODUCCIÓN 50 Hz


±10% V

5°C/43°C

5°C/35°C

1 bar/6 bar

12 Ice cubes/cycle



V	Hz	ph
230	50	1N



KITCHEN ICE AIR COOLED

°C °F	10° 50°	15° 60°	21° 70°	30° 86°
	10° 50°	15	14	13
21° 68°	14	13	12	10
32° 90°	11	10	10	9
43° 109°	9	8	8	8

MODELS MODELOS

KITCHEN ICE



(W) (BTu/h)



(W) 43°C



(n.) (mm²)



FUSE



100 Kg (Kwh)



(l/h)



(W) (BTu/h)



(Kg)



(Kg)

(m³)

418	1.426	203	3	1,5	10	32	1,8	300	1.024	40	46	0,27
-----	-------	-----	---	-----	----	----	-----	-----	-------	----	----	------



ITV ICE MAKERS, S.L.
POL. IND. SECTOR 13, AVDA. DELS HOSTALERS, 2
46394 RIBARROJA DE TURIA, VALENCIA, SPAIN
PHONE: +34 96 166 75 75 | FAX: +34 96 166 81 00
info@itv.es | www.itv.es



SERVICE
SERVICIO ASISTENCIA TÉCNICA
service@itv.es
Skype: ITV.Service
+34 961 667 639
8:00AM | 7:00PM



Subject to certain limitations
and exclusions. Only spare parts.
Sujeto a limitaciones y exclusiones.
Solo piezas de repuesto.

