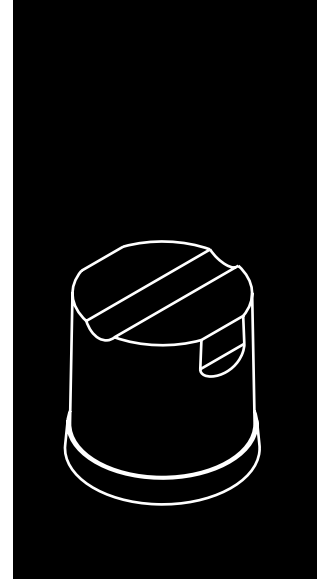


SUPER STAR PLUS MDP 150 230 V / 50 Hz

MODULAR ICE CUBE MACHINE



FEATURES CARACTERÍSTICAS

- ▶ **PRODUCES SOLID GOURMET CRYSTAL CLEAR ICE CUBES**
PRODUCE CUBITOS GOURMET MACIZOS Y CRISTALINOS
- ▶ **A3S: ANTI-SCALE SPRAY SYSTEM. ITV PATENTED SPRAY SYSTEM WITH FLEXIBLE NOZZLES THAT AVOID LIMESCALE DEPOSITS WITH SMALL VIBRATIONS**
A3S: ANTI-SCALE SPRAY SYSTEM. SISTEMA DE SPRAY ELÁSTICO PATENTADO POR ITV QUE EVITA LOS PEQUEÑOS DEPÓSITOS DE CAL MEDIANTE VIBRACIÓN
- ▶ **HIGH EFFICIENCY MACHINES WITH LOW ELECTRICAL CONSUMPTION**
MÁQUINAS DE ALTA EFICIENCIA CON BAJO CONSUMO ELÉCTRICO
- ▶ **STACKABLE MACHINES. CONNECTION KIT ACCESSORY REQUIRED**
MÁQUINAS APILABLES. KIT ACCESORIO DE CONEXIÓN REQUERIDO
- ▶ **THE INSTALLATION OF AN ANTI-SCALE FILTER IS ADVISED IN AREAS WITH MEDIUM OR HIGH LIMESCALE CONTENT (HARD WATER)**
SE ACONSEJA LA INSTALACIÓN DE UN FILTRO ANTICAL EN CASO DE AGUAS CON CONTENIDO EN CAL MEDIO O ALTO (AGUAS DURAS)



	24 H Kg 10°C 10°C (Kg)	21°C 15°C (Kg)	(mm)	(mm)	 S. STAR PLUS 60gr <small>46 (Ø) x 49 mm (H)</small> <small>*Average dimensions Dimensiones promedio</small>
SS PLUS MDP 150 A	163	145	Width 775 Depth 625 Height 805	Width 845 Depth 715 Height 990	
SS PLUS MDP 150 W	163	150			

ACCESSORIES ACCESORIOS

INCLUDED



OPTIONAL (NOT INCLUDED)



RECOMMENDED BINS DEPÓSITOS RECOMENDADOS



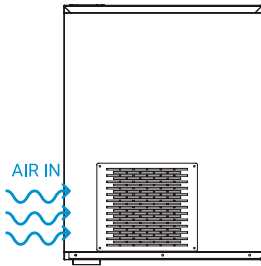
TECHNICAL SCHEME ESQUEMA TÉCNICO

SUPER STAR PLUS MDP 150

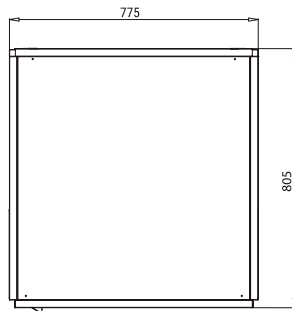


SPRAY SYSTEM
SISTEMA DE DUCHAS

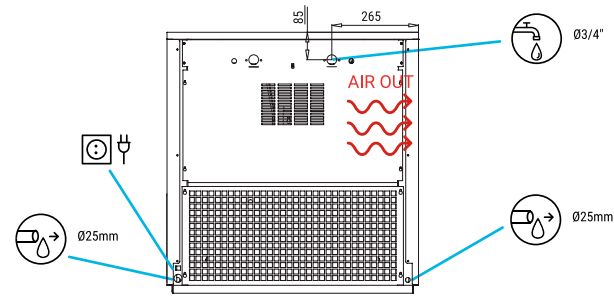
RIGHT SIDE VIEW
VISTA LATERAL DERECHA



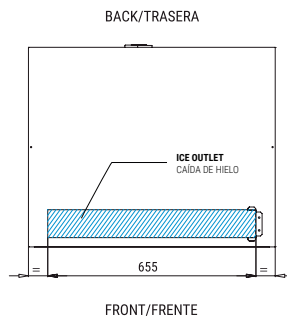
FRONTAL VIEW
VISTA FRONTAL



REAR VIEW
VISTA TRASERA



CENTRAL CROSS SECTION VIEW OF THE BASE
VISTA DE LA BASE DESDE SECCIÓN CENTRAL



* All measurements in mm.
* Todas las cotas en mm.

OPERATING CONDITIONS CONDICIONES DE OPERACIÓN

PRODUCTION 50Hz PRODUCCIÓN 50 Hz

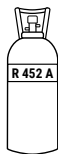
±10% V

10°C/43°C

5°C/38°C

1 bar/6 bar

66 Ice cubes/cycle



V	Hz	ph
230	50	1N



SS PLUS MDP 150 AIR COOLED

°C °F	10° 50°	15° 60°	21° 70°	30° 86°
	10° 50°	163	161	142
21° 68°	151	145	130	106
32° 90°	138	136	116	92
43° 109°	104	102	83	59



SS PLUS MDP 150 WATER COOLED

°C °F	10° 50°	15° 60°	21° 70°	30° 86°
	10° 50°	163	161	142
21° 68°	151	150	130	111
32° 90°	138	136	122	101
43° 109°	104	107	91	65

MODELS MODELOS



(m³)

SS PLUS MDP 150 A	1.195	4.078	1.800	3	1,5	16	19	22	2.647	9.032	102	103	0,6
-------------------	-------	-------	-------	---	-----	----	----	----	-------	-------	-----	-----	-----

SS PLUS MPD 150 W	1.195	4.078	1.800	3	1,5	16	18	84	2.647	9.032	102	103	0,6
-------------------	-------	-------	-------	---	-----	----	----	----	-------	-------	-----	-----	-----



ITV ICE MAKERS, S.L.
POL. IND. SECTOR 13, AVDA. DELS HOSTALERS, 2
46394 RIBARROJA DE TURIA, VALENCIA, SPAIN
PHONE: +34 96 166 75 75 | FAX: +34 96 166 81 00
info@itv.es | www.itv.es



SERVICE
SERVICIO ASISTENCIA TÉCNICA
service@itv.es
Skype: ITV.Service
+34 961 667 639
8:00AM | 7:00PM



Subject to certain limitations
and exclusions. Only spare parts.
Sujeto a limitaciones y exclusiones.
Solo piezas de repuesto.



9001
14001

