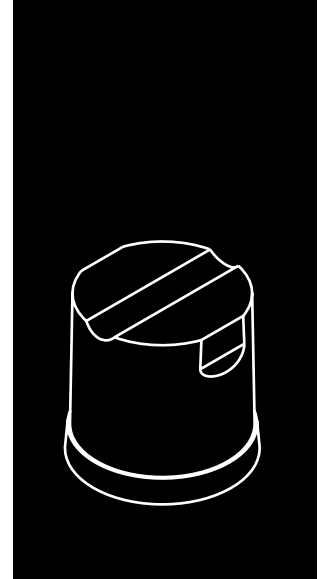












DELTA MDP 150 230 V / 50 Hz

MODULAR ICE CUBE MACHINE

FEATURES CARACTERÍSTICAS

- ▶ **PRODUCES SOLID GOURMET CRYSTAL CLEAR ICE CUBES**
PRODUCE CUBITOS GOURMET MACIZOS Y CRISTALINOS
- ▶ **A3S: ANTI-SCALE SPRAY SYSTEM. ITV PATENTED SPRAY SYSTEM WITH FLEXIBLE NOZZLES THAT AVOID LIMESCALE DEPOSITS WITH SMALL VIBRATIONS**
A3S: ANTI-SCALE SPRAY SYSTEM. SISTEMA DE SPRAY ELÁSTICO PATENTADO POR ITV QUE EVITA LOS PEQUEÑOS DEPÓSITOS DE CAL MEDIANTE VIBRACIÓN
- ▶ **HIGH EFFICIENCY MACHINES WITH LOW ELECTRICAL CONSUMPTION**
MÁQUINAS DE ALTA EFICIENCIA CON BAJO CONSUMO ELÉCTRICO
- ▶ **STACKABLE MACHINES. CONNECTION KIT ACCESSORY REQUIRED**
MÁQUINAS APILABLES. KIT ACCESORIO DE CONEXIÓN REQUERIDO
- ▶ **THE INSTALLATION OF AN ANTI-SCALE FILTER IS ADVISED IN AREAS WITH MEDIUM OR HIGH LIMESCALE CONTENT (HARD WATER)**
SE ACONSEJA LA INSTALACIÓN DE UN FILTRO ANTICAL EN CASO DE AGUAS CON CONTENIDO EN CAL MEDIO O ALTO (AGUAS DURAS)



| |  24 H |  10°C (Kg) |  10°C (Kg) |  21°C (Kg) |  15°C (Kg) |  (mm) |  (mm) |  |
|-----------------|--|--|--|--|--|--|--|--|
| DELTA MDP 150 A |  | 163 | 153 | Width | 775 | Depth | 845 | DELTA 34gr 38 (Ø) x 38 mm (H) <small>*Average dimensions Dimensiones promedio</small> |
| DELTA MDP 150 W |  | 163 | 158 | Height | 625 | Height | 990 | |

ACCESSORIES ACCESORIOS

INCLUDED



OPTIONAL (NOT INCLUDED)

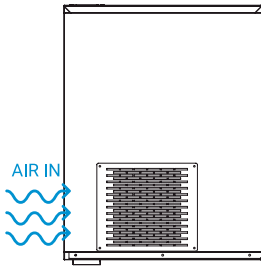


RECOMMENDED BINS DEPÓSITOS RECOMENDADOS

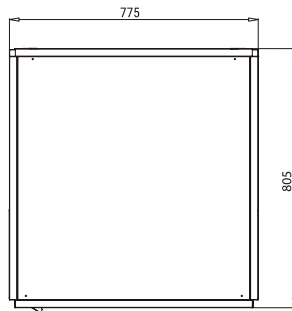




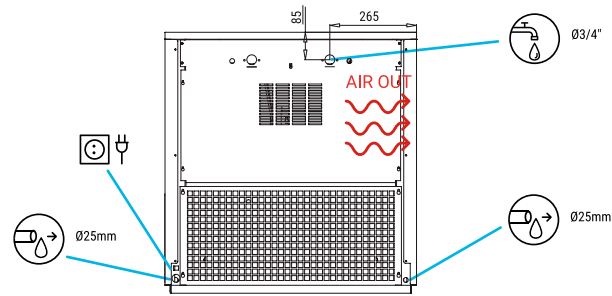
RIGHT SIDE VIEW
VISTA LATERAL DERECHA



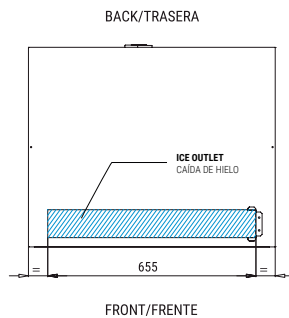
FRONTAL VIEW
VISTA FRONTAL



REAR VIEW
VISTA TRASERA



CENTRAL CROSS SECTION VIEW OF THE BASE
VISTA DE LA BASE DESDE SECCIÓN CENTRAL



* All measurements in mm.
* Todas las cotas en mm.

OPERATING CONDITIONS CONDICIONES DE OPERACIÓN

PRODUCTION 50Hz PRODUCCIÓN 50 Hz


±10% V

10°C/43°C

5°C/38°C

1 bar/6 bar

84 Ice cubes/cycle



| V | Hz | ph |
|-----|----|----|
| 230 | 50 | 1N |



DELTA MDP 150 AIR COOLED

| °C °F | 10° 50° | 15° 60° | 21° 70° | 30° 86° |
|-------------|------------|------------|------------|------------|
| | 10° 50° | 163 | 161 | 142 |
| 21° 68° | 151 | 153 | 130 | 106 |
| 32° 90° | 138 | 136 | 116 | 92 |
| 43° 109° | 104 | 102 | 83 | 59 |



DELTA MDP 150 WATER COOLED

| °C °F | 10° 50° | 15° 60° | 21° 70° | 30° 86° |
|-------------|------------|------------|------------|------------|
| | 10° 50° | 163 | 161 | 142 |
| 21° 68° | 151 | 158 | 130 | 111 |
| 32° 90° | 138 | 136 | 122 | 101 |
| 43° 109° | 104 | 107 | 91 | 65 |

MODELS MODELOS



| MODEL | ASHRAE CONDITIONS (W) (BTU/h) | (W) 43°C | (n.) (mm ²) | FUSE | 100 Kg (Kwh) | (l/h) | HEAT REJECTED (W) (BTU/h) | (Kg) | (Kg) | (m ³) |
|-----------------|-------------------------------|----------|-------------------------|------|--------------|-------|---------------------------|------|------|-------------------|
| DELTA MDP 150 A | 1.195 4.078 | 1.500 | 3 1,5 | 16 | 19 | 22 | 2.647 9.032 | 102 | 103 | 0,6 |
| DELTA MPD 150 W | 1.195 4.078 | 1.500 | 3 1,5 | 16 | 18 | 84 | 2.647 9.032 | 102 | 103 | 0,6 |



ITV ICE MAKERS, S.L.
POL. IND. SECTOR 13, AVDA. DELS HOSTALERS, 2
46394 RIBARROJA DE TURIA, VALENCIA, SPAIN
PHONE: +34 96 166 75 75 | FAX: +34 96 166 81 00
info@itv.es | www.itv.es



SERVICE
SERVICIO ASISTENCIA TÉCNICA
service@itv.es
Skype: ITV.Service
+34 961 667 639
8:00AM | 7:00PM



Subject to certain limitations
and exclusions. **Only spare parts.**
Sujeto a limitaciones y exclusiones.
Solo piezas de repuesto.



9001
14001

